

Fact Sheet

All data as of March 31, 2024

# Brookfield Real Assets Securities UCITS Fund

Class E: BFRASUE

## Investment Objective

The Fund's investment objective is to seek total return, which is targeted to be in excess of inflation, through growth of capital and current income. There can be no assurance that the Fund will achieve its investment objective.

### Fund Information

Share Class	E Institutional Accumulation (USD)
Bloomberg	BFRASUE
ISIN	IE00BY9RD29
Minimum Investment	\$250,000


### Fees and Charges

Management Fee	0.85%
Ongoing Charges <sup>2</sup>	1.05%
Maximum Entry Charge <sup>3</sup>	5.00%
Maximum Exit Charge <sup>3</sup>	3.00%
Performance Fee	0.00%

### Fund Statistics


Total Net Assets (in millions)	\$23.14
Net Asset Value (NAV) Per Share	\$27.50
Annualized Standard Deviation <sup>1</sup>	13.45%
Annualized Tracking Error <sup>1</sup>	2.10%
Number of Holdings	322

### Risk and Reward Profile

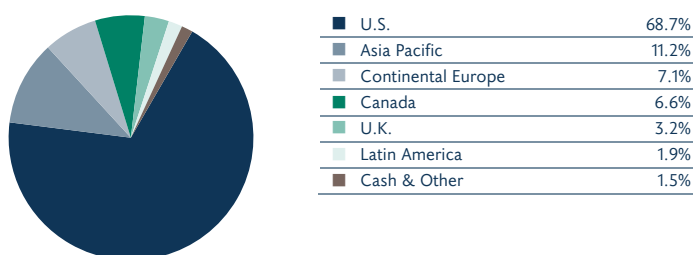


This synthetic risk and reward indicator (SRRI) scale rating indicates how the Fund's portfolio may perform and the risk of losing some or all of your capital. The SRRI is from the most recent KIID, available from the website, and may be subject to change.

### Assets by Sector<sup>4</sup>



### Assets by Geography<sup>4</sup>



### Average Annual Total Returns (%)

	Inception	1 Month	3 Month	YTD	1 Year	3 Years	5 Years	10 Years	Since Incep.
Class E (USD)	9/01/15	2.75%	-0.14%	-0.14%	3.67%	1.79%	2.71%	-	3.78%
Real Assets Custom Blend Index Benchmark Net (USD)		3.03%	0.76%	0.76%	7.10%	1.96%	2.78%	-	4.45%
MSCI World Net Index (USD)		3.21%	8.88%	8.88%	25.11%	8.60%	12.06%	-	10.88%
S&P Real Assets Index Net (USD)		2.79%	0.10%	0.10%	5.50%	2.36%	3.46%	-	4.27%

The Fund's performance is based on net of fees. Index performance is shown for illustrative purposes only and does not predict or depict the performance of the Fund.

### Rolling 12-Month Returns (%)

	2019	2020	2021	2022	2023
Class E (USD)	9.93%	-16.67%	30.06%	15.60%	-12.01%
Real Assets Custom Blend Index Benchmark Net (USD)	11.36%	-17.61%	31.36%	12.49%	-12.02%

Reflects the period April 1 through March 31. The Fund's performance is based on net of fees. Index performance is shown for illustrative purposes only and does not predict or depict the performance of the Fund.

Portfolio  
Management  
Team

#### Brookfield Public Securities Group

Larry Antonatos, Managing Director and Portfolio Manager

Gaal Surugeon, CFA, Managing Director and Portfolio Manager

Fact Sheet

All data as of March 31, 2024

# Brookfield Real Assets Securities UCITS Fund

Class E: BFRASUE

## Top Five Holdings

Infrastructure Equities			
Ticker	Security	Geography	Weight
NEE US	NextEra Energy Inc	U.S.	2.1
TCL AU	Transurban Group	Asia Pacific	1.7
SRE US	Sempra	U.S.	1.4
DUK US	Duke Energy Corp	U.S.	1.3
CCI US	Crown Castle Inc	U.S.	1.2
			<b>7.7 total</b>

Real Asset Debt			
Ticker	Security	Geography	Weight
30161NB9	Exelon Corp	U.S.	0.2
29273RBA6	Energy Transfer LP	U.S.	0.2
25470MAG4	DISH Network Corp	U.S.	0.2
88033GDK3	Tenet Healthcare Corp	U.S.	0.2
610202BP7	Monongahela Power Co	U.S.	0.1
			<b>0.8 Total</b>

Real Estate Equities			
Ticker	Security	Geography	Weight
EQIX US	Equinix Inc	U.S.	1.7
PLD US	Prologis Inc	U.S.	1.7
O US	Realty Income Corp	U.S.	1.2
EQR US	Equity Residential	U.S.	1.2
EXR US	Extra Space Storage Inc	U.S.	1.1
			<b>6.9 Total</b>

Opportunistic			
Ticker	Security	Geography	Weight
ROLL LN	iShares Bloomberg Enhanced Roll Yield Commodity Swap UCITS ETF	U.S.	3.0
			<b>3.0 Total</b>

**A fund's investment objectives, risks, changes and expenses must be considered carefully before investing. The prospectus contains this and other important information about the investment company, and it may be obtained by calling +1 (212) 549-8380 or visiting [www.brookfield.com](http://www.brookfield.com). Please read the prospectus carefully before investing. Investing in the Fund involves risk. Principal loss is possible. There can be no assurance that the Fund will achieve its investment objective.**

*The Fund will be closely linked to the real assets market. Real assets includes real estate securities, infrastructure securities and natural resources securities. Property values may fall due to in-creasing vacancies or declining rents resulting from unanticipated economic, legal, cultural or technological developments. REITs are dependent upon management skills and generally may not be diversified. REITs are subject to heavy cash flow dependency, defaults by borrowers and self-liquidation. Infrastructure companies may be subject to a variety of factors that may adversely affect their business, including high interest costs, high leverage, regulation costs, economic slowdown, surplus capacity, increased competition, lack of fuel availability and energy conservation policies. The Fund invests in small and mid-cap companies, which involve additional risks such as limited liquidity and greater volatility. The Fund invests in foreign securities which involve greater volatility and political, economic and currency risks and differences in accounting methods. These risks are magnified in emerging markets.*

*Some securities held may be difficult to sell, particularly during times of market turmoil. If the Fund is forced to sell an illiquid asset to meet redemption, the Fund may be forced to sell at a loss. Investments in debt securities typically decrease in value when interest rates rise. This risk is usually greater for longer-term debt securities. Debt securities rated below investment grade are commonly referred to as "junk bonds" and are generally more volatile, less liquid, and considered speculative. The Fund invests in MLPs, which involves additional risks as compared to the risks of investing in common stock, including risks related to cash flow, dilution and voting rights. MLPs may trade less frequently than larger companies due to their smaller capitalizations which may result in erratic price movement or difficulty in buying or selling. Additional management fees and other expenses are associated with investing in MLPs.*

*The Fund's use of derivatives may reduce the Fund's returns, increase volatility, and/or give rise to a form of economic leverage that would magnify any increases or decreases in the value of the Fund's portfolio.*

*Natural Resources Securities may be affected by numerous factors, including events occurring in nature, inflationary pressures and international politics. Rising interest rates and general economic conditions may also affect the demand for natural resources.*

*Exposure to the commodities markets may subject the Fund to greater volatility than investments in traditional securities.*

*Debt securities rated below investment grade are commonly referred to as "junk bonds" and are considered speculative. Investments in debt securities typically decrease in value when interest rates rise. This risk is usually greater for longer-term debt securities. Some securities held may be difficult to sell, particularly during times of market turmoil. If the Fund is forced to sell an illiquid asset to meet redemption, the Fund may be forced to sell at a loss. Since the Fund will invest more than 25% of its total assets in securities in Real Assets securities, the Fund may be subject to greater volatility than a fund that is more broadly diversified.*

The Real Assets Custom Index Blend Benchmark refers to the Blended Index, as referenced in the Fund's prospectus. Beginning January 1, 2020, this index has consisted of 35% FTSE EPRA Nareit Developed Index, 5% ICE BofA Preferred Stock REITs 7% Constrained Index, 40% FTSE Global Core Infrastructure 50/50 Index, 5% Alerian Midstream Energy Index, and 15% ICE BofA USD Real Asset High Yield & Corporate Custom Index. For the period from October 1, 2016 through December 31, 2019 the Blended Index consisted of 35% FTSE EPRA Nareit Developed Index, 5% ICE BofA Preferred Stock REITs 7% Constrained Index, 40% Dow Jones Brookfield Global Infrastructure Index, 5% Alerian MLP Index, and 15% ICE BofA Global High Yield Index and ICE BofA Global Corporate Index, weighted 70% and 30%, respectively. For the period from October 19, 2014 through September 30, 2016, the Blended Index consisted of 33.33% DJ Brookfield Global Infrastructure Composite Index, 33.33% FTSE EPRA Nareit Developed Index, 13.33% ICE BofA Global High Yield Index and ICE BofA Global Corporate Index, weighted 70% and 30%, 10% S&P Global Natural Resources Index, 6.67% Bloomberg Commodity Index and 3.34% Bloomberg Barclays Global Inflation-Linked Index.

The Alerian Midstream Energy Index is a broad-based composite of North American energy infrastructure companies. The capped, float-adjusted, capitalization-weighted index, whose constituents earn the majority of their cash flow from midstream activities involving energy commodities, is disseminated real-time on a price return basis (AMNA) and on a total-return basis (AMNAX).

The Alerian MLP Index is the leading gauge of energy infrastructure Master Limited Partnerships (MLPs). The capped, float-adjusted, capitalization-weighted index, whose constituents earn the majority of their cash flow from midstream activities involving energy commodities, is disseminated real-time on a price-return basis (AMZ) and on a total-return basis (AMZX).

The Bloomberg Barclays Global Inflation Linked Index (Series-L) measures the performance of investment-grade, government inflation-linked debt from 12

## Fact Sheet

All data as of March 31, 2024

**Brookfield Real Assets Securities UCITS Fund**

Class E: BFRASUE

different developed market countries. Investability is a key criterion for inclusion of markets in this index, and it is designed to include only those markets in which a global government linker fund is likely and able to invest.

The Bloomberg Commodity Index is a broadly diversified index that tracks the commodities markets through commodity futures contracts.

The Dow Jones Brookfield Global Infrastructure Composite Index is calculated and maintained by S&P Dow Jones Indexes and comprises infrastructure companies with at least 70% of their annual cash flows derived from owning and operating infrastructure assets, including MLPs. Brookfield has no direct role in the day-to-day management of any Brookfield co-branded indexes.

The Dow Jones Brookfield Global Infrastructure Index is calculated and maintained by S&P Dow Jones Indexes and comprises infrastructure companies with at least 70% of their annual cash flows derived from owning and operating infrastructure assets. Brookfield has no direct role in the day-to-day management of any Brookfield co-branded indexes.

The FTSE EPRA Nareit Developed Index is an unmanaged market-capitalization-weighted total-return index, which consists of publicly traded equity REITs and listed property companies from developed markets.

The FTSE Global Core Infrastructure 50/50 Index gives participants an industry-defined interpretation of infrastructure and adjusts the exposure to certain infrastructure sub-sectors.

The constituent weights are adjusted as part of the semi-annual review according to three broad industry sectors - 50% Utilities, 30% Transportation including capping of 7.5% for railroads/railways and a 20% mix of other sectors including pipelines, satellites and telecommunication towers. Company weights within each group are adjusted in proportion to their investable market capitalization.

The ICE BofA Global Corporate Index tracks the performance of investment-grade public debt issued in the major domestic and Eurobond markets, including global bonds.

The ICE BofA Global High Yield Index tracks the performance of below investment-grade, U.S. dollar-denominated corporate bonds publicly issued in the U.S. domestic market, and includes issues with a credit rating of BBB or below, as rated by Moody's and S&P.

The ICE BofA Preferred Stock REITs 7% Constrained Index is a subset of the ICE BofA Fixed-Rate Preferred Securities Index including all real estate investment trust issued preferred securities.

The ICE BofA Fixed-Rate Preferred Securities Index tracks the performance of fixed-rate U.S. dollar-denominated preferred securities issued in the U.S. domestic market.

The ICE BofA USD Real Asset High Yield & Corporate Custom Index is a custom index blend of sectors of ICE BofA U.S. High Yield Index (70%) and ICE BofA U.S. Corporate Index (30%) that correspond to equity sectors in Brookfield's real asset universe. Such real-asset-related sectors include Cable, Infrastructure Services, Oil Gas T&D, Telecommunications, Transportation, Utilities, Agriculture, Timber, Basic Materials, Energy Exploration & Production, Metals & Mining, Real Estate, RE Ownership & Development and REITs.

The ICE BofA U.S. High Yield Index tracks the performance of U.S.-dollar-denominated below-investment-grade corporate debt publicly issued in the U.S. domestic market.

The ICE BofA U.S. Corporate Index tracks the performance of U.S.-dollar-denominated investment-grade corporate debt publicly issued in the U.S. domestic market.

The MSCI World Index is a free float-adjusted market capitalization weighted index that is designed to measure the equity market performance of developed markets.

The MSCI World Index is a free float-adjusted market capitalization weighted index that is designed to measure the equity performance of developed markets.

The S&P Global Natural Resources Index includes 90 of the largest publicly traded companies in natural resources and commodities businesses that meet specific investability requirements, offering investors diversified, liquid and investable equity exposure across three primary commodity-related sectors: Agribusiness, Energy and Metals & Mining.

The S&P Real Assets Index measures global property, infrastructure, commodities and inflation-linked bonds using liquid component indexes that track equities (representing 50% of the index), fixed income (representing 40% of the index) and futures (representing 10% of the index).

Indexes are not managed and an investor cannot invest directly in an index. Index performance is shown for illustrative purposes only and does not predict or depict the performance of the Fund.

<sup>1</sup> Represents data for Class E since inception. Standard deviation measures the degree to which an investment's return varies from its mean return. Tracking error measures the difference between a portfolio's returns and its benchmark. Sharpe ratio is a measure of the excess return to the risk-free rate (or risk premium) per unit of risk (measured by standard deviation) in an investment asset or a trading strategy.

<sup>2</sup> PSG, the Fund's investment advisor, has voluntarily agreed to waive all or a portion of its management fees and/or reimburse certain expenses of the Fund to the extent necessary to maintain the Fund's total expense ratio (excluding brokerage commissions and other transactional expenses, interests, taxes and extraordinary expenses, such as litigation; and other expenses not incurred in the ordinary course of the Fund's business) at no more than 1.05% of the Fund's share classes. This fee waiver and expense reimbursement arrangement is voluntary which the Fund's investment advisor may terminate in its sole discretion at any time. Please refer to the Fund's prospectus, supplementary prospectus and Key Investor Information Document (KIID) available at [www.brookfield.com](http://www.brookfield.com) for a discussion of any charges that may be applied to an investment in the Fund.

<sup>3</sup> This is the maximum figure, the charge may be less than this.

<sup>4</sup> Source: PSG. Sector and country allocations and asset classes determined by PSG are expressed as a percentage of total investments (by market value) and will vary over time. Cash and Other includes available cash and other receivables and payables of the Fund.

<sup>5</sup> Source: PSG. The top five holdings are as of March 31, 2024 and will vary over time. There is no guarantee that the Fund currently holds any of the securities listed. The information above is based on the total assets of the Fund. The holdings listed should not be considered recommendations to purchase or sell a particular security.

The Fund's Investment Advisor is Brookfield Public Securities Group LLC and the Management Company is Waystone Management Company (IE) Limited.

©2024 Brookfield Public Securities Group LLC.

## Fact Sheet

All data as of March 31, 2024

**Brookfield Real Assets Securities UCITS Fund**

Class E: BFRASUE

**Distribution**

The information in this commentary is not and is not intended as investment advice or prediction of investment performance. This information is deemed to be from reliable sources; however, Brookfield does not warrant its completeness or accuracy. This commentary is not intended to and does not constitute an offer or solicitation to sell or a solicitation of an offer to buy any security, product or service (nor shall any security, product or service be offered or sold) in any jurisdiction in which Brookfield is not licensed to conduct business, and/or an offer, solicitation, purchase or sale would be unavailable or unlawful. Information herein contains, includes or is based upon forward-looking statements within the meaning of the federal securities laws, specifically Section 21E of the Securities Exchange Act of 1934, as amended.

This is an advertising document. The state of the origin of the fund is Ireland. In Switzerland, the representative is ACOLIN Fund Services AG, Leutschenbachstrasse 50, CH-8050 Zurich, whilst the paying agent is Helvetische Bank AG, Seefeldstrasse 215, CH-8008 Zurich. The prospectus, the key information documents or the key investor information documents, the articles of association as well as the annual and semi-annual reports may be obtained free of charge from the representative.

The Fund is not authorised or recognised by the Monetary Authority of Singapore ("MAS") and shares are not allowed to be offered to the retail public. The Fund is registered with the MAS as a Restricted Foreign Scheme. Shares of the Fund may only be offered to institutional and accredited investors (as defined in the Securities and Futures Act (Cap.289)) ('SFA') and this material is limited to the investors in those categories.

This document has not been registered by the Registrar of Companies in Hong Kong. This Fund is a collective investment scheme as defined in the Securities and Futures Ordinance of Hong Kong (the "Ordinance") but has not been authorised by the Securities and Futures Commission pursuant to the Ordinance. Accordingly, the Shares may only be offered or sold in Hong Kong to persons who are "professional investors" as defined in the Ordinance and any rules made under the Ordinance or in circumstances which are permitted under the Companies (Winding Up and Miscellaneous Provisions) Ordinance of Hong Kong and the Ordinance. In addition, this document may not be issued or possessed for the purposes of issue, whether in Hong Kong or elsewhere, and the Shares may not be disposed of to any person unless such person is outside Hong Kong, such person is a "professional investor" as defined in the Ordinance and any rules made under the Ordinance or as otherwise may be permitted by the Ordinance.