

AusNet Transmission Lines, Australia

Brookfield Infrastructure Income Fund

As of March 31, 2024

INVESTMENT PRODUCTS:
NOT FDIC INSURED | MAY LOSE VALUE | NOT BANK GUARANTEED

A fund's investment objectives, risks, charges and expenses must be considered carefully before investing. The prospectus contains this and other important information about the investment company. Read the prospectus carefully before investing. Investing involves risk, and principal loss is possible.

Brookfield

Important Information

RISK FACTORS

An investment in shares of the Brookfield Infrastructure Income Fund Inc. (“BII”) involves a high degree of risk. These shares should only be purchased if you can afford to lose your complete investment. Please read BII’s prospectus for a description of the material risks associated with an investment in BII. These risks include but are not limited to the following:

BII is a newly organized, non-diversified, closed-end management investment company. BII has a limited history of operations and is subject to all of the business risks and uncertainties associated with any new business. As a result, prospective investors have a limited track record or history on which to base their investment decisions. BII is designed for long-term investors.

There is no assurance that Brookfield Asset Management Private Institutional Capital Adviser (Canada), L.P., BII’s investment adviser (“Adviser”), will be able to successfully implement BII’s investment strategy, or that its investments will generate expected returns. Moreover, the Adviser cannot provide assurance that any shareholder will receive a return of its capital or any distribution from BII or be able to withdraw from BII within a specific period of time. Past performance of investment entities associated with Brookfield, the Adviser or its investment professionals is not necessarily indicative of future results or performance and there can be no assurance that BII will achieve comparable results. Accordingly, investors should draw no conclusions from the performance of any other investments of Brookfield or the Adviser, and should not expect to achieve similar results. An investment in the Fund involves a risk of partial or total loss of capital and should only be considered by potential investors with high tolerance for risk.

BII has only made limited investments to date, and you will not have the opportunity to evaluate its future investments before BII makes them.

The shares have no history of public trading, nor is it currently intended

that the shares will be listed on a public exchange or any other trading market in the near future. No organized secondary market is expected to develop for the shares, and liquidity for the shares is expected to be provided only through quarterly tender offers of the shares at net asset value (“NAV”) per share. There is no guarantee that repurchases will occur or that an investor will be able to sell all the shares that the investor desires to sell in a tender offer. Due to these restrictions, an investor should consider an investment in BII to be illiquid. Investing in the shares may be speculative and involves a high degree of risk, including the risks associated with leverage.

BII intends to distribute substantially all of its net investment income to shareholders in the form of distributions. Under normal market conditions, BII intends to declare and pay distributions monthly to shareholders of record. In addition, BII intends to distribute any net capital gains earned from the sale of portfolio securities to shareholders no less frequently than annually, although net short-term capital gains may be paid more frequently. BII cannot guarantee that it will make distributions, and the amount of distributions that BII may pay, if any, is uncertain.

Subscription and repurchase prices for shares of BII will generally be based on the NAV at close of business on the last business day of the immediately preceding month (subject to material changes as described in the prospectus) and will not be based on any public trading market. Rapidly changing market conditions or material events may not be immediately reflected in BII’s monthly NAV. The resulting potential disparity in BII’s NAV may inure to the benefit of shareholders whose shares are repurchased or new purchasers of BII’s shares, depending on whether BII’s published NAV per share of such class is overstated or understated.

BII has no employees and is dependent on the Adviser to conduct its operations. The Adviser will face conflicts of interest as a result of, among other things, the allocation of investment opportunities among BII and other Brookfield funds and accounts, the allocation of time of its investment professionals, and the substantial fees that BII will pay to the Adviser.

This is a “best efforts” offering. If BII is not able to raise a substantial amount of capital in the near term, its ability to achieve its investment objectives could be adversely affected.

There are limits on the ownership and transferability of BII’s shares.

BII’s operating results will be affected by global and national economic and market conditions generally and by the local economic conditions where its investments are located.

BII is not managed in reference to any benchmark index.

FORWARD-LOOKING STATEMENTS

Information herein contains, includes or is based on forward-looking statements. Forward-looking statements include all statements, other than statements of historical fact, that address future activities, events, or developments, including without limitation, business or investment strategy or measures to implement strategy, competitive strengths, goals, expansion and growth of our business, plans, prospects and references to our future success. You can identify these statements by the fact that they do not relate strictly to historical or current facts. Words such as “anticipate,” “estimate,” “expect,” “project,” “intend,” “plan,” “believe,” “seek” and other similar words are intended to identify these forward-looking statements. Forward-looking statements can be affected by inaccurate assumptions or by known or unknown risks and uncertainties. Many such factors will be important in determining our actual future results or outcomes. Consequently, no forward-looking statement can be guaranteed. Our actual results or outcomes may vary materially. Given these uncertainties, you should not place undue reliance on these forward-looking statements.

Unless stated otherwise, photos are of assets currently in the BII portfolio.

Brookfield Infrastructure Income Fund (BII)

Managed by Brookfield: One of the world's largest infrastructure investors

Essential Assets:¹ Portfolio of private infrastructure that seeks to support the global economy

Infrastructure Supercycle:² Driven by digitalization, decarbonization and deglobalization

Potential Portfolio Benefits:³

- Enhanced Risk-Adjusted Returns
- A Hedge Against Inflation
- Mitigation of Downside Risk
- Diversification

Fund Features:⁴

- Monthly Distributions
- Monthly Subscriptions
- Quarterly Liquidity
- Annual Form 1099-DIV

1. A supercycle is defined as a sustained period of expansion, usually driven by robust growth in demand for products and services. 2. Brookfield defines essential infrastructure as assets that they believe are necessary for the function of the economy and society. 3. There is no guarantee the Fund will achieve the potential portfolio benefits. 4. Distributions are authorized by the Fund's board of directors and are not guaranteed. Liquidity is only provided through the Fund's share repurchase plan, which has quarterly limits and may be suspended. The Fund intends, but is not obligated, to conduct quarterly tender offers for up to 5.0% of its outstanding Shares at the applicable NAV per share as of the applicable valuation date. Any repurchase of Shares from a shareholder that were held for less than one year (on a first-in, first-out basis) will be subject to an "Early Repurchase Fee" equal to 2% of the NAV of any Shares repurchased by the Fund that were held for less than one year. 5. As of March 31, 2024. The Fund is non-diversified investment company. See important information for additional information. There is no assurance that similar investments or results will occur in the future.

Access to Brookfield's
global infrastructure
capabilities.

~\$2.1B

Total Asset Value⁵


22

Investments⁵

Smoky Mountain Hydro Facility, U.S.

Why Invest in Infrastructure?


Infrastructure has historically proven resilient, which may make the asset class an appealing investment choice across market conditions



Isagen Hydro Facility, Colombia



Terraform Wind Farm, U.S.



GD Tower, Germany

Characteristic

Provide essential services

Often have contracted or regulated revenue frameworks with minimal volume exposure

Revenues are often linked to inflation

Potential Benefit

Investments may increase or hold their value across market cycles

Investments may provide stable and predictable income

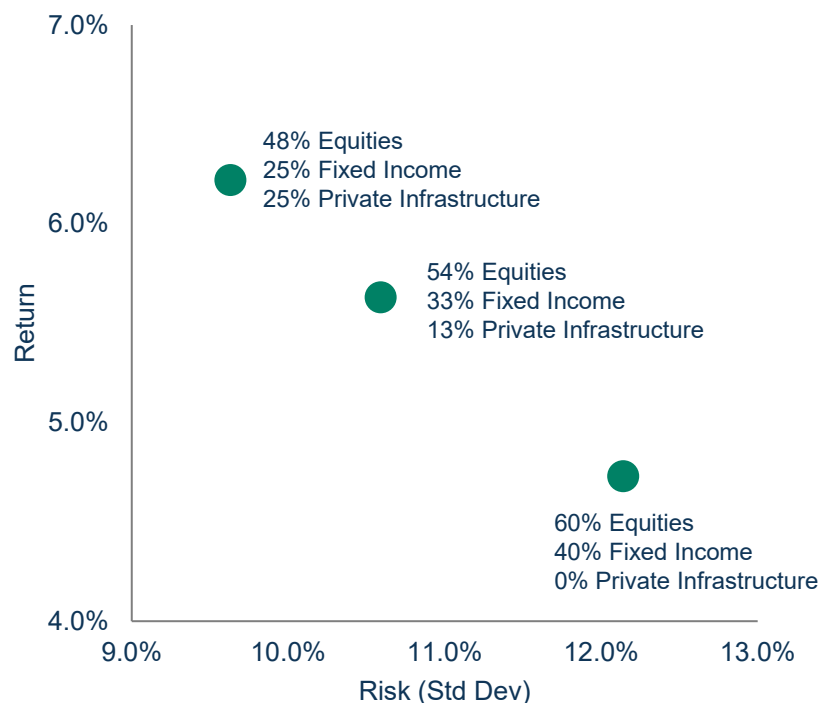
Investments may have the ability to maintain or increase operating margins

For illustrative purposes only. There is no assurance that similar investments or results will occur in the future. Please refer to charts on the following page on infrastructure's historical resiliency. The charts on the following page refer to the period of January 1, 2013 through March 31, 2023. Source: Bloomberg; Burgiss. Equities refers to MSCI World Index; Fixed Income refers to the Bloomberg Global Aggregate Index. Minimal volume exposure is a characteristic in a contract that helps to insulate revenues from fluctuations due to volume changes.

Potential Investment Benefits of Private Infrastructure

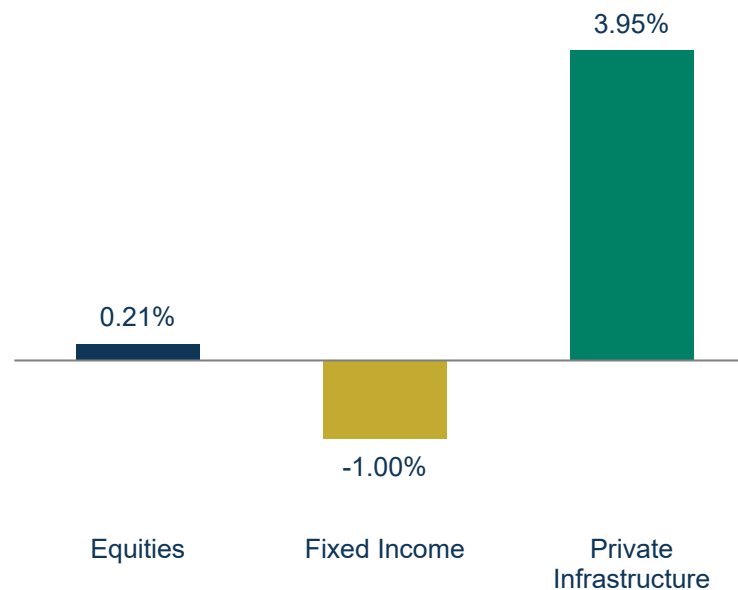
Enhanced Risk-Adjusted Returns

Annualized Returns and Standard Deviations at Various Allocations to Private Infrastructure



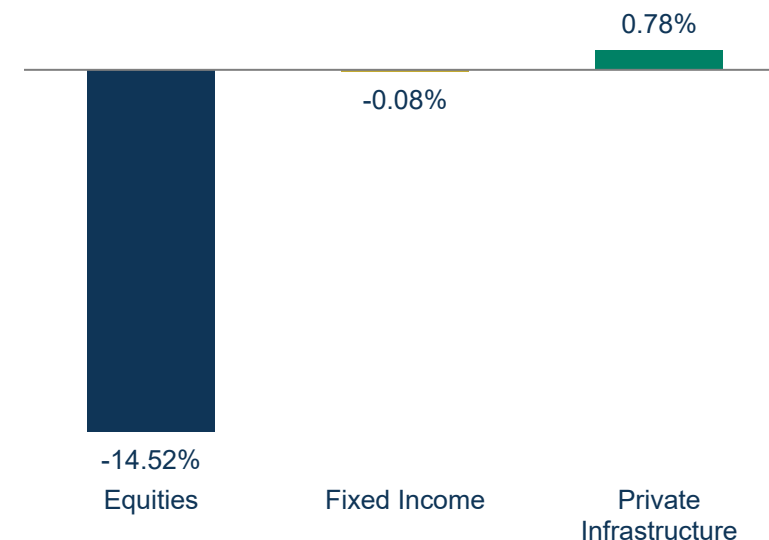
A Hedge Against Inflation

Average Quarterly Returns During Periods of Above-Average Inflation²



Mitigation of Downside Risk

Average Quarterly Returns During 10 Worst Quarters for Equity Markets



Past performance is not indicative of future results. For the period January 1, 2008 through September 30, 2023. Source: Bloomberg; Peqin. Equities refers to MSCI World Index; Fixed Income refers to the Bloomberg Global Aggregate Index; Private Infrastructure refers to the Peqin Infrastructure Index. See disclosures for full index definitions. The indexes are unmanaged and cannot be purchased directly by investors. Index performance is shown for illustrative purposes only and does not predict or depict the performance of any investment. There may be limitations to the data provided given limited coverage, reporting lag and different valuation methodologies. Further, private infrastructure funds that are included in the index choose to self-report. Thus, the index is not representative of the entire private infrastructure universe and may be skewed towards those funds that generally have higher performance. Over time, funds included and excluded based on performance, may result a “survivorship bias” that can result in a further misrepresentation of performance. 1. Risk is defined as annualized standard deviation. 2. Inflation is defined as Seasonally Adjusted CPI-U. Periods of Above-Average Inflation are defined as quarters where CPI was above its historical average. During the time period analyzed, average CPI was 2.63% and there were 13 such quarters. Please see disclosures for additional information.

Infrastructure Investing at Brookfield




One of the Largest Global Alternative Asset Managers, with ~\$900B AUM
Brookfield seeks to invest in long-life, high-quality assets and businesses globally

Infrastructure

\$191B AUM

**Renewable Power & Transition**

\$102B AUM

**Private Equity**

\$130B AUM

**Real Estate**


\$276B AUM

**Credit**

\$157B AUM



Brookfield's Infrastructure Assets Help Form the Backbone of the Global Economy



Key Characteristics of Brookfield's Investments:

- ✓ Provide essential services
- ✓ Difficult to replicate
- ✓ Long operational lives
- ✓ Contracted or regulated revenues
- ✓ Revenues linked to inflation
- ✓ High operating margins

AUM as of December 31, 2023. AUM refers to the enterprise value of investments managed by Brookfield, excluding corporate, PSG and Oaktree Capital Management AUM. The above refers to Brookfield's target investment sectors. Photos are representative of Brookfield assets and not reflective of BII investments.

Brookfield’s Infrastructure Competitive Advantages




Scale

\$293B+

AUM

440+

PROFESSIONALS



Global Reach

30+

COUNTRIES

5

CONTINENTS



Operating Expertise

100+

YEAR HISTORY

55,000+

OPERATING EMPLOYEES

There is no assurance that similar investments or results will occur in the future. AUM as of December 31, 2023. AUM refers to the enterprise value of infrastructure and renewable power investments managed by Brookfield. Infrastructure AUM includes \$4 billion of AUM attributable to Oaktree and \$4 billion of AUM attributable to Brookfield Public Securities Group (“PSG”). Infrastructure professionals and operating employees as of December 31, 2022. Infrastructure professionals and operating employees refer to Brookfield, its publicly-traded affiliates, Brookfield Infrastructure Partners L.P. (“BIP”) and Brookfield Renewable Partners L.P. (“BEP”), and related operating businesses and portfolio companies. Number of countries represents Brookfield Corporation and its affiliates. For illustrative purposes only.

Brookfield's Infrastructure Investment Strategy

A time-tested approach that seeks to generate consistent risk-adjusted returns across market cycles



100+

Investments
Since 2009¹

\$100B+

Capital Deployed
Since 2009²

\$25B+

Total Brookfield
Investment³

Source: Brookfield. 1. Represents total Infrastructure and Renewable Power & Transition investments made by Brookfield. 2. Represents total commitments of infrastructure and Renewable Power & Transition vehicles arranged and managed by Brookfield. 3. Refers to total commitment of Brookfield and its affiliates across infrastructure and renewable power & transition strategies.

BII: Providing Access to Brookfield's Global Infrastructure Capabilities



BII Seeks to Leverage Brookfield’s Competitive Advantages to Offer a Portfolio Focused on Improving Investor Outcomes

Portfolio Highlights:

\$2.1B

TOTAL ASSET VALUE¹

22

INVESTMENTS²

~90%

CONTRACTED OR REGULATED REVENUES³

~95%


REVENUES WITH NO VOLUME EXPOSURE³

~90%


LONG-TERM FIXED-RATE DEBT⁴

~75%


REVENUES TIED TO INFLATION³



GD Tower, Germany



Triton Container



Isagen Hydropower Facility, Colombia

There is no assurance that similar investments or results will occur in the future. As of March 31, 2024. Source: Brookfield. 1. Total Asset Value is measured as the gross asset value of private infrastructure equity investments as well as private infrastructure debt investments measured at fair value plus public securities, cash, short-term investments and other working capital assets. 2. Represents private investments and does not include public securities. As of December 31, 2023. 3. Excludes private debt investments and public securities. 4 Represents the ratio of all fixed rate debt to total debt across the Fund’s private infrastructure equity investments. The Fund’s average duration of its debt is 7 years. As of December 31, 2023. For illustrative purposes only.

BII's Access to Brookfield's Scale and Global Reach Has Created a Comprehensive Portfolio of Essential Infrastructure



Transport

- Own one in every six shipping containers, globally
- LNG vessels that help governments and companies improve energy security and transition to a net-zero economy

Renewable Power & Transition

- 8.2 gigawatts of renewable power generation capacity, enough to power 7+ million homes
- Provides 20% of Colombia's power

Utilities

- Provides electricity and gas to 11+ million customers
- ~100,000 miles of transmission, distribution & gas networks
- 6+ million customers across residential infrastructure platform

Midstream

- Leading Canadian business with strategic long-haul pipelines and storage capacity
- State-of-the-art petrochemical complex

Data

- 5G tower coverage across Germany and Austria
- JV with Intel to construct a semiconductor facility at Intel's largest manufacturing campus
- Financed the construction of data centers for large technology companies

There is no assurance that similar investments or results will occur in the future. As of October 31, 2023. Reflective of BII investments that may also be owned by other Brookfield strategies. Comprehensive refers to the portfolio's allocation to all 5 infrastructure sectors, across private infrastructure equity and debt investments. Source: Brookfield.

BII Seeks to Benefit From Brookfield’s Operational Expertise

Enhance Contracting Profile

U.S. & Colombia Hydros
(Smoky Mountain and Isagen)



Established relationships with multiple, high-quality customers by leveraging Brookfield’s long-standing history in the regions

Invest in Capital Projects

Australian & U.S. Utilities
(AusNet and First Energy Transmission)



Operational expertise in constructing new transmission lines to connect renewable energy to the electrical grid

Identify Synergies

North American Residential
Infrastructure Platform



Ability to leverage a broad customer base to cross-sell adjacent products

Underwriting Edge for Credit

U.S. Residential Solar Loan

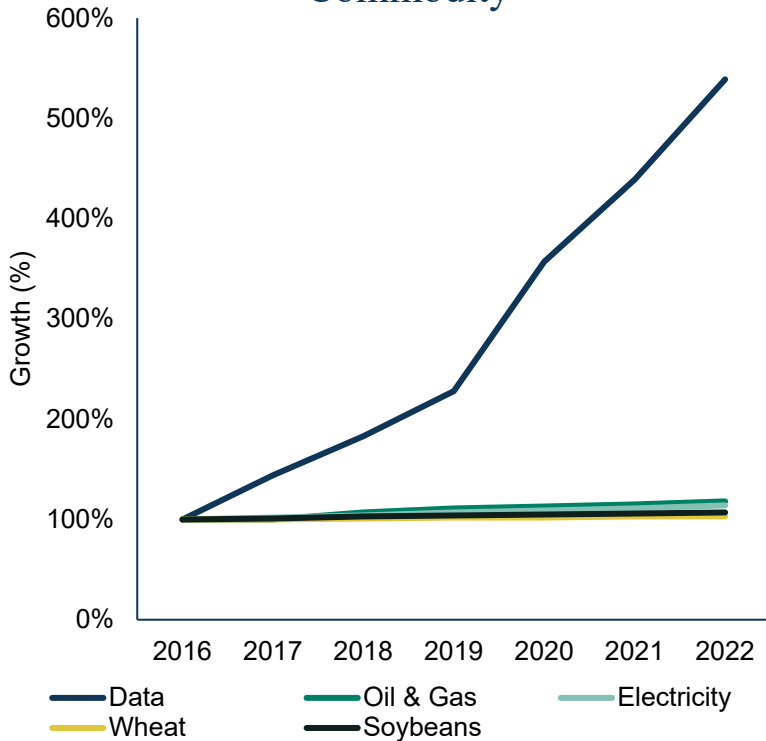


Operational experience in the sector allowed Brookfield to move efficiently and confidently when capital was scarce

The 'Three Ds' Have Driven Investment Opportunities for BII

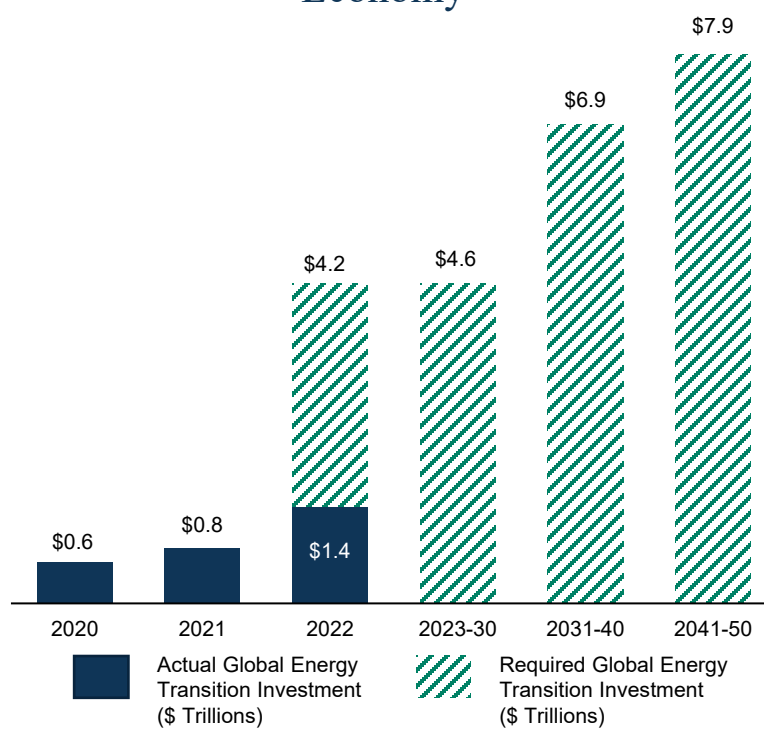
Digitalization

Data Is the World's Fastest-Growing Commodity



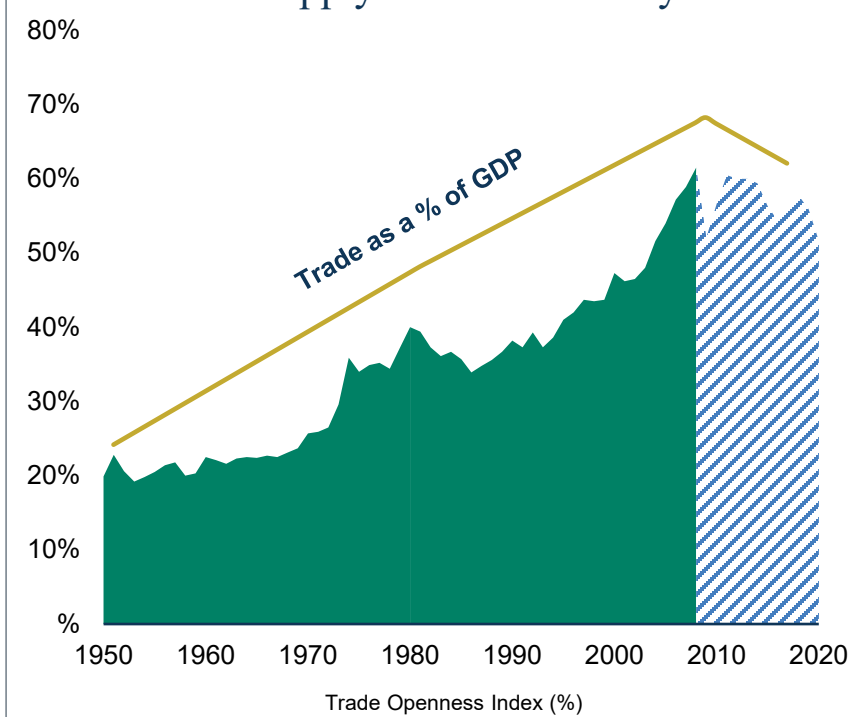
Decarbonization

A Global Shift to a Net-Zero Economy



Deglobalization

Onshoring Critical Goods, Energy Security and Supply Chain Resiliency



As of December 31, 2022. Reflects latest data available. Sources: Cisco, EIA, Markets & Markets, DOT, OECD, Statista, International Energy Agency, Kalsing and Millionis (2014), Penn World Tables (9.0). GDP refers to Gross Domestic Product. Trade Openness Index refers to exports plus imports as percentage of GDP. There is no guarantee these trends will continue or that the fund will be able to invest to successfully take advantage of these trends.

Digitalization

\$1 trillion+ investment opportunity to enhance data infrastructure¹



Telecom Towers



Data Centers



Fiber to the Home



GD Tower, Germany

European Telecom Towers (GD Towers)

- Tower portfolio in Germany and Austria with ~50% and ~35% market share, respectively
- Brookfield's prior experience operating ~200k towers positioned it as a preferred partner
- 30-year take-or-pay, inflation-linked contract with an investment-grade counterparty and potentially significant growth opportunities in a region that lags on digitalization efforts



Data Center, U.S.

Data Loans Data Centers

- Loans to businesses that build and operate data centers for some of the world's largest technology companies
- In-house technical knowledge enabled Brookfield to move quickly and provided an advantage in underwriting
- Funding to construct new data centers that are already under contract or existing sites focused on AI and cloud adoption

1. There is no assurance these opportunities, investments or results will occur in the future. For illustrative purposes only. Please see the BII Portfolio for further details.

Decarbonization

\$150 trillion investment opportunity to support decarbonization of global energy systems¹



Build-Out of Renewable Power Generation



Energy Efficiency



Enhance Electrical Infrastructure



Repurpose Existing Infrastructure Assets



TerraForm Solar Park, U.S.

TerraForm Renewable Power (TERP)

- Global renewable energy platform we believe is well-positioned to expand asset base
- Capital markets expertise and extensive clean energy platform provided Brookfield with conviction to purchase company out of bankruptcy
- Renewable power is expected to play a critical role in achieving net-zero targets



Enercare Submeters, U.S.

North American Residential Infrastructure

- Residential infrastructure platform that provides consumers with energy-efficient solutions
- Access to capital to expand the platform and a hands-on operational approach we believe positioned Brookfield favorably
- Changing consumer preferences are anticipated to drive significant demand

1. There is no assurance these opportunities, investments or results will occur in the future. For illustrative purposes only. Please see the BII Portfolio for further details.

Deglobalization

\$1 trillion+ investment opportunity to support onshoring of manufacturing and other critical industries, energy security and supply chain resiliency¹



Critical Industries



Supply Chains



Energy Security



Intel Processor

U.S. Semiconductor Foundry (Intel Partnership)

- Brookfield and Intel have partnered to build a ~\$30 billion semiconductor manufacturing facility
- Brookfield created an innovative structure to provide flexible and large-scale capital
- Long-term contract with a creditworthy counterparty, where Brookfield does not assume technological risk



LNG Vessel

Transport Loan (LNG Vessels)

- Loan to support 11 liquefied natural gas (LNG) vessels, several of which are providing the sole source of natural gas imports in their respective markets
- Energy expertise in the relevant geographies enabled Brookfield to underwrite the global portfolio
- Portfolio under long-term take-or-pay contracts with national utilities and other high-quality customers

1. There is no assurance these opportunities, investments or results will occur in the future. For illustrative purposes only. Please see the BII Portfolio for further details.

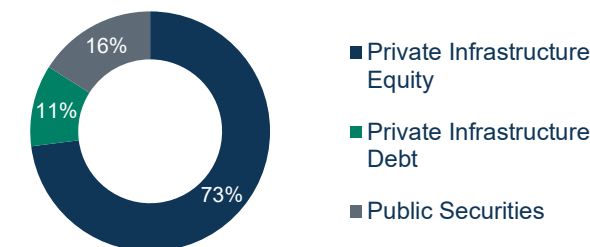
Reasons to Consider BII

- ✓ Access to Brookfield's global infrastructure capabilities
- ✓ Portfolio of essential infrastructure assets
- ✓ Potential to deliver consistent portfolio benefits across market cycles
- ✓ Investment opportunities from Digitalization, Decarbonization and Deglobalization
- ✓ Simple structure with Form 1099-DIV

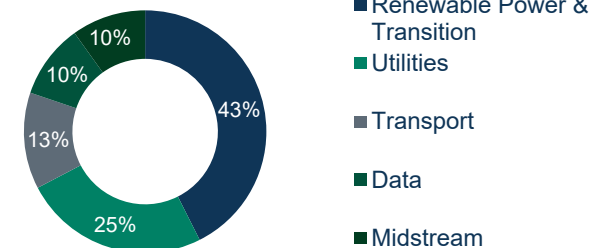
BII Portfolio as of March 31, 2024

Private Investments ¹	Geography	BII Investment Date	% of BII Total Asset Value ²	BII Ownership ³	Brookfield Ownership ⁴
Infrastructure Equity Investments			73%		
Renewable Power & Transition					
Terraform Renewable Power (TERP)	Global	2022	10%	7%	100%
U.S. Hydro (Smoky Mountain)	North America	2023	7%	28%	50%
Nuclear Services (Westinghouse)	North America	2023	6%	4%	51%
Canadian Wind Portfolio (Ontario Wind)	North America	2022	5%	23%	100%
Colombian Renewable Power (Isagen)	Latin America	2022	4%	1%	100%
U.K. Renewables (OnPath)	Europe	2024	1%	3%	100%
Utilities					
North American Residential Infrastructure (Enercare)	North America	2022	6%	3%	100%
North American Residential Infrastructure (Homeserve)	North America	2023	5%	3%	100%
Australian Utility (AusNet Services)	Asia Pacific	2022	5%	1%	100%
U.S. Utility (FirstEnergy Transmission)	North America	2022	3%	1%	50%
U.K. Utility (SGN)	Europe	2022	2%	1%	38%
Transport					
Global Container Network (Triton International)	Global	2023	5%	2%	100%
European LNG Vessels (Knutson LNG)	Europe	2023	2%	31%	N/A
Data					
European Telecom Towers (GD Towers)	Europe	2023	5%	1%	26%
U.S. Semiconductor Foundry (Intel Partnership)	North America	2023	0%	2%	49%
Midstream					
Canadian Midstream (Inter Pipeline)	North America	2022	8%	3%	100%
Infrastructure Debt Investments			11%		
Transport Loans		2022	4%	N/A	N/A
Data Loans		2023	4%	N/A	N/A
Renewable Power & Transition Loans		2023	3%	N/A	N/A
Public Securities			16%		

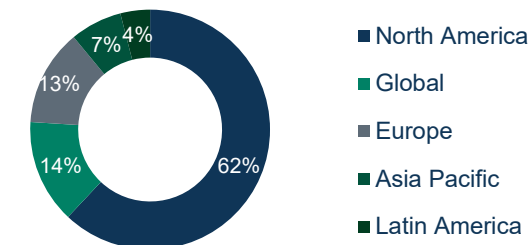
Asset Allocation⁵



Sector⁶



Geography⁶



The table represents the Fund's portfolio in its entirety. 1. Investments represent the underlying assets responsible for the economic exposure of the Fund. BII can hold these investments indirectly via underlying partnerships, holding companies and/or other special purpose vehicles organized for this purpose. 2. Investment's percentage of BII's total NAV. 3. BII's ownership of the investment. 4. Brookfield's total ownership and includes that of BII, Brookfield's private funds and listed issuers as well as co-investors in a Brookfield-led consortium. 5. Asset Allocation is measured as the gross asset value of each asset category (private infrastructure equity and debt investments and public infrastructure securities) against the total gross asset value of infrastructure equity investments, infrastructure debt investments and public securities. 6. Sector and Geography is measured as the gross asset value of each asset category (private infrastructure equity and debt investments) against the total gross asset value of infrastructure equity investments and infrastructure debt investments.

BII Performance

Total Returns as of March 31, 2024

		MTD	YTD	Since Inception	Inception Date	Distribution Rate (Ann.)
Class I		0.75%	2.09%	3.59%	11/1/2023	4.25%
Class S	Without Sales Load	0.58%	1.87%	2.59%	12/1/2023	3.40%
	With Sales Load	-2.97%	-1.65%	-0.97%		
Class D	Without Sales Load	0.73%	0.73%	0.73%	3/1/2024	4.00%
	With Sales Load	-1.24%	-1.24%	-1.24%		

Performance data quoted represent past performance; past performance does not guarantee future results. The investment return and principal value of an investment will fluctuate. Current performance of the Fund may be lower or higher than the performance quoted. Performance data current to the most recent month end may be obtained by calling 844.915.0238.

Total Return is calculated as the percentage change in the NAV per share, from the beginning of the applicable period, plus the amount of any net distribution per share declared in the period. Total return is not a measure used under U.S. GAAP. Returns greater than one year are annualized. Total return is calculated after all expenses, including management and trail fees, where applicable. All returns shown are net of all BII expenses, including general and administrative expenses, transaction-related expenses, management fees, incentive fees and share-class-specific fees.

Distribution Rate: Reflects the current month's distribution annualized and divided by the prior month's NAV. Future distributions are not guaranteed and may be sourced from sources other than cash flows from operations.

Summary of Terms¹

Adviser & Sub-Adviser	Brookfield Asset Management PIC Canada, L.P. (Adviser) Brookfield Public Securities Group LLC (Sub-Adviser)
Structure	The Fund is a continuously offered, non-diversified, unlisted closed-end management investment company that is structured as a “tender offer fund”
Investment Portfolio	Target ~80-90% in private infrastructure investments and ~10-20% in public infrastructure securities
Suitability	Financial intermediaries may impose certain suitability standards
NAV Frequency and Subscriptions²	Monthly
Distributions³	Monthly (not guaranteed, subject to board approval)
Liquidity / Periodic Repurchase Offers⁴	The Fund intends, but is not obligated, to conduct quarterly tender offers for up to 5.0% of its outstanding Shares at the applicable NAV per share as of the applicable valuation date. Any repurchase of Shares from a shareholder that were held for less than one year (on a first-in, first-out basis) will be subject to an “Early Repurchase Fee” equal to 2% of the NAV of any Shares repurchased by the Fund that were held for less than one year.
Management Fee⁵	1.25% per annum on NAV
Incentive Fee⁶	12.5% of Fund income
Tax Reporting	Form 1099-DIV

1. Please note certain broker dealers may impose different standards and terms. Terms summarized herein are for informational purposes and qualified in their entirety by the more detailed information set forth in the Fund’s prospectus. You should read the prospectus carefully prior to making an investment. There can be no assurance that the Fund will be able to implement its investment strategy or achieve its investment objectives.
2. The Fund may offer shares at a price that the Fund believes reflects the NAV per share of such common stock more appropriately than the prior month’s NAV per share, including by updating a previously disclosed offering price, in cases where the Fund believes there has been a material change (positive or negative) to the Fund NAV per share since the end of the prior month.
3. There is no assurance the Fund will pay distributions in any particular amount, if at all. Any distributions the Fund makes will be at the discretion of the Fund’s board of directors. The Fund may fund any distributions from sources other than cash flow from operations, including, without limitation, the sale of assets, borrowings, return of capital or offering proceeds, and the Fund has no limits on the amounts the Fund may pay from such sources.
4. Liquidity is only provided through the Fund’s share repurchase plan, which has quarterly limits and may be suspended.
5. Pursuant to the Advisory Agreement, the Adviser receives a Management Fee payable quarterly in arrears and calculated monthly at the annual rate of 1.25% of the value of the Fund’s net assets, which is calculated as of the close of business on the last business day of each month.
6. Pursuant to the Advisory Agreement, the Adviser receives an Incentive Fee accrued monthly and payable annually in arrears in an amount equal to 12.5% of the Fund income for the applicable year.

Share Classes & Fee Structures¹

	Class I Shares (Advisory)	Class S Shares (Brokerage)	Class D Shares (Brokerage)
Minimum Initial Investment	\$1,000,000	\$2,500	\$2,500
Maximum Front-End Sales Load (as a percentage of the offering price) ²	N/A	Up to 3.50%	Up to 2.00%
Distribution and/or Shareholder Servicing Fees	N/A	0.85%	0.25%
Minimum Subsequent Investment	\$500	\$500	\$500

1. Please note certain broker dealers may impose different standards and terms. Please refer to the Fund's prospectus for further details of share classes and fees.

2. Any additional commissions or other forms of compensation paid to a broker or financial intermediary on sales of Class S Shares, and Class D Shares are not reflected in the offering price. The selling agents may, in their sole discretion and subject to applicable law, reduce or waive the front-end sales load on a non-scheduled basis in individual cases. Class I Shares are not subject to a front-end sales load; however, investors could be required to pay brokerage commissions on purchases and sales of Class I Shares to their selling agents. Investors should consult with their selling agents about the sale load and any additional fees or charges their selling agents might impose on each class of Shares.

Disclosures

A fund's investment objectives, risks, charges and expenses must be considered carefully before investing. The prospectus contains this and other important information about the investment company, and it may be obtained by calling 855.777.8001 or visiting www.brookfieldoaktree.com. Read the prospectus carefully before investing. Investing involves risk, and principal loss is possible.

No Assurance of Investment Return. The Adviser cannot provide assurance that it will be able to successfully implement the Fund's investment strategy, or that Portfolio Investments (as defined in the Prospectus) will generate expected returns. Moreover, the Adviser cannot provide assurance that any shareholder will receive a return of their capital or any distribution from the Fund. No organized secondary market is expected to develop for the shares of the Fund, and liquidity for the shares is expected to be provided only through quarterly tender offers of the shares at NAV per share. **Past performance of investment entities associated with Brookfield, the Adviser or its investment professionals is not necessarily indicative of future results or performance, and there can be no assurance that the Fund will achieve comparable results. Accordingly, investors should draw no conclusions from the performance of any other investments of Brookfield or the Adviser, and they should not expect to achieve similar results.** An investment in the Fund involves a risk of partial or total loss of capital and should only be considered by potential investors with high tolerance for risk.

The Portfolio Investments will be subject to the risks incidental to the ownership and operation of infrastructure projects, including risks associated with the general economic climate, geographic or market concentration, the ability of the Fund to manage the Portfolio Investment, government regulations and fluctuations in interest rates. Since investments in infrastructure securities, like many other types of long-term investments, have historically experienced significant fluctuations and cycles in value, specific market conditions may result in occasional or permanent reductions in the value of the Portfolio Investments. Such specific market conditions could include, but are not

limited to, the following: (i) demand for commodities, such as natural gas or minerals; (ii) impact of alternative technologies on our business, and cyber security attacks; (iii) ability to successfully identify, complete and integrate acquisitions; (iv) competition with other market participants; (v) construction or expansion or projects, environmental damage and future capital expenditures; (vi) economic regulation and adverse regulatory decisions in the countries in which we operate, including nationalization or the imposition of new taxes; (vii) supply chain disruptions; and (viii) adverse claims or governmental rights or governmental rights asserted against the lands used for our infrastructure assets.

Quasar Distributors, LLC is the distributor of Brookfield Infrastructure Income Fund Inc. This communication may not be distributed in whole or in part to any natural or corporate person without express written consent. This communication is not intended to, and does not constitute an offer or solicitation to sell or a solicitation of an offer to buy any security, product, investment advice or service (nor shall any security, product, investment advice or service be offered or sold) in any jurisdiction in which Brookfield Oaktree Wealth Solutions LLC or any other applicable affiliate of Brookfield Asset Management LLC is not licensed to conduct business, and/or an offer, solicitation, purchase or sale would be unavailable or unlawful. No offer or sale of any security, product or fund may be made except in accordance with the prospectus, offering memorandum and/or other disclosure document applicable to such security product and/or fund.

The quoted indexes within this publication are unmanaged and cannot be purchased directly by investors. Index performance is shown for illustrative purposes only and it does not predict or depict the performance of any investment. There may be material factors relevant to any such comparison, such as differences in volatility and regulatory and legal restrictions between the indexes shown and any investment in a Brookfield strategy, composite or fund. Brookfield obtained all index data from third-party index sponsors and believes the data to be accurate; however, Brookfield makes no representation regarding its accuracy. Indexes are unmanaged and cannot be purchased directly

by investors. Brookfield does not own or participate in the construction or day-to-day management of the indexes referenced in this document. The index information provided is for your information only and does not imply or predict that a Brookfield product will achieve similar results. This information is subject to change without notice. The indexes referenced in this document do not reflect any fees, expenses, sales charges or taxes. It is not possible to invest directly in an index. The index sponsors permit use of their indexes and related data on an "as is" basis, make no warranties regarding same, do not guarantee the suitability, quality, accuracy, timeliness and/or completeness of their index or any data included in, related to or derived therefrom, and assume no liability in connection with the use of the foregoing. The index sponsors have no liability for any direct, indirect, special, incidental, punitive, consequential or other damages (including loss of profits). The index sponsors do not sponsor, endorse or recommend Brookfield or any of its products or services. Unless otherwise noted, all indexes are total -return indexes.

Definitions

The Bloomberg Global Aggregate Index is a market-capitalization-weighted index comprising globally traded investment-grade bonds. The index includes government securities, mortgage-backed securities, asset-backed securities and corporate securities to simulate the universe of bonds in the market. The maturities of the bonds in the index are more than one year.

The Burgiss Infrastructure Index represents a horizon calculation based on data compiled from infrastructure funds, including fully liquidated partnerships.

Consumer Price Index (CPI) is a measure of the average change in prices over time in a fixed market basket of goods and services.

The MSCI World Index is a free float-adjusted market-capitalization-weighted index that is designed to measure the equity market performance of developed markets.

Brookfield  **OAKTREE**

WEALTH SOLUTIONS