

Fact Sheet

All data as of March 31, 2024

Brookfield Global Listed Core Infrastructure UCITS Fund

Class O: BGLCIOG

Investment Objective

The Fund seeks total return through growth of capital and current income. There can be no assurance that the Fund will achieve its investment objective.

Fund Information

Share Class	O Retail Accumulation (GBP)
Bloomberg	BGLCIOG
ISIN	IE000MVC7XO2
Minimum Investment	£1,000


Fees and Charges

Management Fee	0.70%
Ongoing Charges ²	0.90%
Maximum Entry Charge ³	5.00%
Maximum Exit Charge ³	3.00%
Performance Fee	0.00%

Fund Statistics

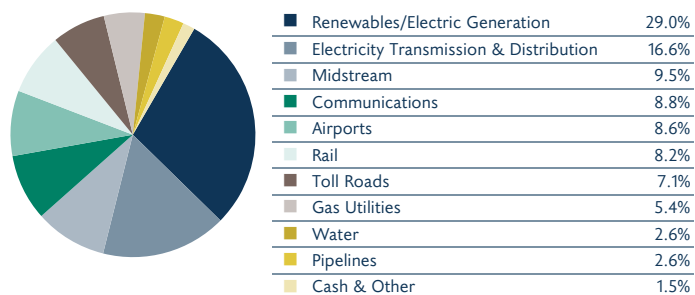
Total Net Assets (in millions)	\$22.34
Net Asset Value (NAV) Per Share	£20.56
Number of Holdings	45

Risk and Reward Profile




This synthetic risk and reward indicator (SRRI) scale rating indicates how the Fund's portfolio may perform and the risk of losing some or all of your capital. The SRRI is from the most recent KIID, available from the website, and may be subject to change.

Assets by Sector⁴



Assets by Geography⁴



Average Annual Total Returns (%)

	Inception	1 Month	3 Month	YTD	1 Year	3 Years	5 Years	10 Years	Since Incep.
Class O (GBP)	3/15/24	2.60%	-	-	-	-	-	-	2.60%
FTSE Global Core Infrastructure 50/50 Net Index (GBP)		2.92%	-	-	-	-	-	-	2.92%

The Fund's performance is based on net of fees. Index performance is shown for illustrative purposes only and does not predict or depict the performance of the Fund.

Portfolio
Management
Team

Brookfield Public Securities Group

Leonardo Anguiano, Managing Director and Portfolio Manager
 Tom Miller, CFA, Managing Director and Portfolio Manager

Fact Sheet

All data as of March 31, 2024

Brookfield Global Listed Core Infrastructure UCITS Fund

Class O: BGLCIOG

Top Ten Holdings⁵

Ticker	Security	Sector	Geography	Weight
NEE US	NextEra Energy Inc	Renewables/Electric Generation	U.S.	6.3%
TCL AU	Transurban Group	Toll Roads	Asia Pacific	5.1%
SRE US	Sempra	Electricity Transmission & Distribution	U.S.	4.1%
CCI US	Crown Castle Inc	Communications	U.S.	3.7%
DUK US	Duke Energy Corp	Renewables/Electric Generation	U.S.	3.7%
LNG US	Cheniere Energy Inc	Midstream	U.S.	3.1%
ETR US	Entergy Corp	Renewables/Electric Generation	U.S.	2.9%
PEG US	Public Service Enterprise Group Inc	Renewables/Electric Generation	U.S.	2.8%
NI US	NiSource Inc	Gas Utilities	U.S.	2.8%
CNP US	CenterPoint Energy Inc	Electricity Transmission & Distribution	U.S.	2.8%
				37.3% Total

A fund's investment objectives, risks, changes and expenses must be considered carefully before investing. The prospectus contains this and other important information about the investment company, and it may be obtained by calling +1 (212) 549-8380 or visiting www.brookfield.com. Please read the prospectus carefully before investing. Investing in the Fund involves risk. Principal loss is possible. There can be no assurance that the Fund will achieve its investment objective.

The Fund invests in infrastructure companies, which may be subject to a variety of factors that may adversely affect their business, including high interest costs, high leverage, regulation costs, economic slowdown, surplus capacity, increased competition, lack of fuel availability and energy conservation policies. The Fund invests in small and mid-cap companies, which involve additional risks such as limited liquidity and greater volatility. The Fund invests in foreign securities which involve greater volatility and political, economic and currency risks and differences in accounting methods. These risks are magnified in emerging markets. Some securities held may be difficult to sell, particularly during times of market turmoil. If the Fund is forced to sell an illiquid asset to meet redemption, the Fund may be forced to sell at a loss. Investments in debt securities typically decrease in value when interest rates rise. This risk is usually greater for longer-term debt securities. Debt securities rated below investment grade are commonly referred to as "junk bonds" and are generally more volatile, less liquid, and considered speculative. Since the Fund will invest more than 25% of its total assets in securities in the Infrastructure industry, the Fund may be subject to greater volatility than a fund that is more broadly diversified.

The FTSE Global Core Infrastructure 50/50 Index gives participants an industry-defined interpretation of infrastructure and adjusts the exposure to certain infrastructure sub-sectors. The constituent weights are adjusted as part of the semi-annual review according to three broad industry sectors - 50% Utilities, 30% Transportation including capping of 7.5% for railroads/railways and a 20% mix of other sectors including pipelines, satellites and telecommunication towers. Company weights within each group are adjusted in proportion to their investable market capitalization.

Indexes are not managed and an investor cannot invest directly in an index. Index performance is shown for illustrative purposes only and does not predict or depict the performance of the Fund.

¹ Represents data for Class E since inception. Standard deviation measures the degree to which an investment's return varies from its mean return. Tracking error measures the difference between a portfolio's returns and its benchmark. Sharpe ratio is a measure of the excess return to the risk-free rate (or risk premium) per unit of risk (measured by standard deviation) in an investment asset or a trading strategy.

² PSG, the Fund's investment advisor, has voluntarily agreed to waive all or a portion of its management fees and/or reimburse certain expenses of the Fund to the extent necessary to maintain the Fund's total expense ratio (excluding brokerage commissions and other transactional expenses, interests, taxes and extraordinary expenses, such as litigation; and other expenses not incurred in the ordinary course of the Fund's business) at no more than 0.90% of the Fund's share classes. This fee waiver and expense reimbursement arrangement is voluntary which the Fund's investment advisor may terminate in its sole discretion at any time. Please refer to the Fund's prospectus, supplementary prospectus and Key Investor Information Document (KIID) available at www.brookfield.com for a discussion of any charges that may be applied to an investment in the Fund.

³ This is the maximum figure, the charge may be less than this.

⁴ Source: PSG. Sector and country allocations and asset classes determined by PSG are expressed as a percentage of total investments (by market value) and will vary over time. Cash and Other includes available cash and other receivables and payables of the Fund.

⁵ Source: PSG. The top ten holdings are as of March 31, 2024 and will vary over time. There is no guarantee that the Fund currently holds any of the securities listed. The information above is based on the total assets of the Fund. The holdings listed should not be considered recommendations to purchase or sell a particular security.

The Fund's Investment Advisor is Brookfield Public Securities Group LLC and the Management Company is Waystone Management Company (IE) Limited.

©2024 Brookfield Public Securities Group LLC.

Fact Sheet

All data as of March 31, 2024

Brookfield Global Listed Core Infrastructure UCITS Fund

Class O: BGLCIOG

Distribution

The information in this commentary is not and is not intended as investment advice or prediction of investment performance. This information is deemed to be from reliable sources; however, Brookfield does not warrant its completeness or accuracy. This commentary is not intended to and does not constitute an offer or solicitation to sell or a solicitation of an offer to buy any security, product or service (nor shall any security, product or service be offered or sold) in any jurisdiction in which Brookfield is not licensed to conduct business, and/or an offer, solicitation, purchase or sale would be unavailable or unlawful. Information herein contains, includes or is based upon forward-looking statements within the meaning of the federal securities laws, specifically Section 21E of the Securities Exchange Act of 1934, as amended.

This is an advertising document. The state of the origin of the fund is Ireland. In Switzerland, the representative is ACOLIN Fund Services AG, Leutschenbachstrasse 50, CH-8050 Zurich, whilst the paying agent is Helvetische Bank AG, Seefeldstrasse 215, CH-8008 Zurich. The prospectus, the key information documents or the key investor information documents, the articles of association as well as the annual and semi-annual reports may be obtained free of charge from the representative.

The Fund is not authorised or recognised by the Monetary Authority of Singapore ("MAS") and shares are not allowed to be offered to the retail public. The Fund is registered with the MAS as a Restricted Foreign Scheme. Shares of the Fund may only be offered to institutional and accredited investors (as defined in the Securities and Futures Act (Cap.289)) ('SFA') and this material is limited to the investors in those categories.

This document has not been registered by the Registrar of Companies in Hong Kong. This Fund is a collective investment scheme as defined in the Securities and Futures Ordinance of Hong Kong (the "Ordinance") but has not been authorised by the Securities and Futures Commission pursuant to the Ordinance. Accordingly, the Shares may only be offered or sold in Hong Kong to persons who are "professional investors" as defined in the Ordinance and any rules made under the Ordinance or in circumstances which are permitted under the Companies (Winding Up and Miscellaneous Provisions) Ordinance of Hong Kong and the Ordinance. In addition, this document may not be issued or possessed for the purposes of issue, whether in Hong Kong or elsewhere, and the Shares may not be disposed of to any person unless such person is outside Hong Kong, such person is a "professional investor" as defined in the Ordinance and any rules made under the Ordinance or as otherwise may be permitted by the Ordinance.