

Brookfield Infrastructure Income Fund Inc.


Investment Objective

The investment objective of the Brookfield Infrastructure Income Fund Inc. (“BII” or “the Fund”) is to maximize total returns through growth of capital and current income by investing primarily in a portfolio of high-quality private infrastructure equity and debt investments.


Portfolio Statistics

| | |
|------------------------------------|------------------|
| Inception Date | November 1, 2023 |
| Total Asset Value ¹ | \$2.6 billion |
| Net Asset Value ² | \$2.6 billion |
| Number of Investments ³ | 23 |

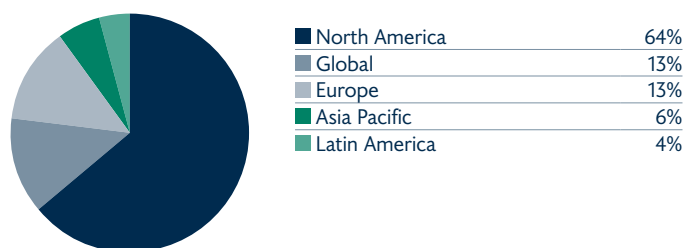
Asset Allocation⁴



Sector⁴



Geography⁴



Performance Summary

| Share Class | CUSIP | Inception Date | NAV Per Share ⁵ | Distribution Rate (Annualized) ⁶ | Total Return Without Sales Load ⁷ | | | Total Return With Sales Load ⁷ | | |
|-------------|-----------|----------------|----------------------------|---|--|-------|-----------------|---|-------|-----------------|
| | | | | | MTD | YTD | Since Inception | MTD | YTD | Since Inception |
| Class I | 11276G306 | 11/1/2023 | \$10.32 | 4.25% | 0.74% | 5.44% | 6.99% | - | - | - |
| Class S | 11276G405 | 12/1/2023 | \$10.29 | 3.40% | 0.67% | 4.85% | 5.59% | -2.83% | 1.22% | 1.92% |
| Class D | 11276G108 | 3/1/2024 | \$10.19 | 4.00% | 0.73% | 3.95% | 3.95% | -1.31% | 1.91% | 1.91% |

Performance data quoted represent past performance; past performance does not guarantee future results. Valuations included in Fund's NAV are subject to adjustment and any adjustment may have an adverse impact to investors. Returns greater than one year are annualized.

Powered By Brookfield Infrastructure⁸

\$291B+
AUM

100+
YEAR HISTORY

73,000
OPERATING EMPLOYEES

30+
COUNTRIES

¹ Total Asset Value is measured as the gross asset value of private infrastructure equity investments as well as private infrastructure debt investments measured at fair value plus public securities, cash, short-term investments and other working capital assets.

² Net Asset Value (or “NAV”) is calculated as the Total Asset Value (as defined in Footnote 1 above) less any liabilities, including fund-level debt (excluding portfolio investment debt), accrued fees and expenses of the Fund and distributions to be paid (including those in connection with

permitted repurchases). For information on how BII calculates NAV per Share, see the “Calculation of Net Asset Value and Valuation” section of the Fund’s prospectus.

³ Excludes public securities otherwise included in the Economic Exposure of the Fund. Investments represent the underlying assets responsible for the Economic Exposure of the Fund. The Fund may hold these investments indirectly via underlying partnerships, holding companies and/or other special-purpose vehicles organized for this purpose. Hereinafter, the foregoing is referred to as the “Economic Exposure of the Fund.”

Fact Sheet as of August 31, 2024

Brookfield Infrastructure Income Fund Inc.

Portfolio Management Team

Sam Pollock, CEO, Brookfield Infrastructure and Portfolio Manager
 Chloe Berry, Head of Brookfield Infrastructure Income and Portfolio Manager
 Sam Garetano, Portfolio Manager
 Caroline Rouse, Portfolio Manager
 Hrishikesh Balaji, Portfolio Manager

Share Classes and Fee Structures

| Share-Class-Specific Information ⁹ | Class I (Advisory) | Class S (Brokerage) ¹⁰ | Class D (Brokerage) ¹⁰ |
|---|--------------------|-----------------------------------|-----------------------------------|
| Minimum Investment | \$1,000,000 | \$2,500 | \$2,500 |
| Minimum Subsequent Investment | \$500 | \$500 | \$500 |
| Maximum Sales Load¹¹ | N/A | Up to 3.50% | Up to 2.00% |
| Distribution and/or Shareholder Servicing Fees | N/A | 0.85% | 0.25% |
| Fund Fees and Expenses | | | |
| Management Fee¹² | 1.25% | 1.25% | 1.25% |
| Incentive Fee¹³ | 0.56% | 0.56% | 0.56% |
| Other Expenses¹⁴ | 0.83% | 0.83% | 0.83% |
| Total Expense Ratio¹⁵ | 2.64% | 3.49% | 2.89% |

⁴ Asset Allocation reflects the Economic Exposure of the Fund and is measured as the gross asset value of each asset category (private infrastructure equity investments, private infrastructure debt investments and public securities) against the total asset value of private infrastructure equity investments, private infrastructure debt investments and public securities. Private infrastructure equity investments include preferred equity investments. Public Securities are net of repurchase requests received and valued by the Fund as of the applicable valuation date. Sector and geography are measured as the gross asset value of each private asset category (private infrastructure equity investments and private infrastructure debt investments) against the total gross asset value of private infrastructure equity investments and private infrastructure debt investments. Totals may not sum due to rounding.

⁵ NAV per Share is calculated by taking the Fund's NAV divided by the total number of Shares outstanding at the time the determination is made. Information on how BII calculates NAV per Share, see the "Calculation of Net Asset Value and Valuation" section of the Fund's prospectus.

⁶ Distribution Rate reflects the current month's distribution annualized and divided by the prior month's NAV. Future distributions are not guaranteed.

⁷ Total Return is calculated as the change in the NAV per Share from the beginning of the applicable period, plus the amount of any distribution per Share declared in the period, divided by the NAV per share at the beginning of the applicable period. Total return is not a measure used under U.S. GAAP. Returns greater than one year are annualized. Total return is calculated after all expenses, including general and administrative expenses, transaction-related expenses, management fees, incentive fees, share-class-specific fees and any other expenses incurred in the operation of the Fund.

⁸ Represents assets under management ("AUM") attributable to Brookfield Infrastructure and Renewable Power lines of business as of June 30, 2024. AUM refers to the total fair value of assets managed by Brookfield Infrastructure AUM includes \$4 billion of AUM attributable to Brookfield Public Securities Group LLC ("PSG") and \$2 billion of Oaktree Capital Management AUM. Operating Employees as of December 31, 2023. Operating Employees refers to Brookfield, its publicly-traded affiliates, Brookfield Infrastructure Partners L.P. and Brookfield Renewable Partners L.P., and related operating businesses and portfolio companies. Number of countries represents Brookfield Corporation and its affiliates.

⁹ Please note that certain broker dealers may impose different standards and terms. Please refer to the Fund's prospectus for further details of share classes and fees.

¹⁰ Only available for certain selling agents.

¹¹ Any additional commissions or other forms of compensation paid to a broker or financial intermediary on sales of Class S Shares, and Class D Shares are not reflected in the offering price. The selling agents may, in their sole discretion and subject to applicable law, reduce or waive the front-end sales load on a non-scheduled basis in individual cases. Class I Shares are not subject to a front-end sales load; however, investors could be required to pay brokerage commissions on purchases and sales of Class I Shares to their selling agents. Investors should consult with their selling agents about the sale load and any additional fees or charges their selling agents might impose on each class of Shares.

¹² The Adviser receives a Management Fee payable quarterly in arrears and calculated monthly at the annual rate of 1.25% of the value of the Fund's net assets, which is calculated as of the close of business on the last business day of each month.

¹³ The Adviser receives an Incentive Fee accrued monthly and payable annually in arrears in an amount equal to 12.5% of the Fund Income for the applicable year. For purposes of the table above, we have assumed Fund Income equal to 4.5% of the Fund's NAV. Actual Fund Income may be higher or lower.

¹⁴ Includes operating, offering and interest expenses as well as the recoupment of certain organizational costs by the Adviser. Please refer to the Fund's prospectus for further details.

¹⁵ The Total Expense Ratio reflects estimated costs and is inclusive of annual Fund expenses including the management fee, incentive fee, distribution and/or shareholding servicing fees, interest payments on borrowed funds, operating expenses, and organizational and offering costs. Please refer to the Summary of Fund Expenses within the Fund's prospectus for further details.

Fact Sheet as of August 31, 2024

Brookfield Infrastructure Income Fund Inc.

Summary of Terms¹⁶

| | |
|--|--|
| Adviser and Sub-Adviser | Brookfield Asset Management Private Institutional Capital Adviser (Canada), L.P. Brookfield Public Securities Group LLC (Sub-Adviser) |
| Structure | The Fund is a continuously offered, nondiversified, unlisted closed-end management investment company that is structured as a “tender offer fund” |
| Investment Portfolio | Target ~80-90% in private infrastructure investments and ~10-20% in public infrastructure securities |
| Suitability | Financial intermediaries may impose certain suitability standards |
| NAV Frequency and Subscriptions¹⁷ | Monthly |
| Distributions¹⁸ | Monthly (not guaranteed, subject to board approval) |
| Liquidity/Periodic Repurchase Offers¹⁹ | The Fund intends, but is not obligated, to conduct quarterly tender offers for up to 5.0% of its outstanding Shares at the applicable NAV per Share as of the applicable valuation date. Any repurchase of Shares from a shareholder that were held for less than one year (on a first-in, first-out basis) will be subject to an “Early Repurchase Fee” equal to 2% of the applicable NAV |
| Management Fee²⁰ | 1.25% per annum, accrued monthly, payable quarterly in arrears |
| Incentive Fee²¹ | 12.5% of Fund Income for the applicable year, accrued monthly, payable annually in arrears |
| Tax Reporting | Form 1099-DIV |

¹⁶ Please note that certain broker dealers may impose different standards and terms. Terms summarized herein are for informational purposes and qualified in their entirety by the more detailed information set forth in the Fund’s prospectus.

¹⁷ The purchase price of the Shares will be based on the NAV per Share as of the date such Shares are purchased.

¹⁸ There is no assurance the Fund will pay distributions in any particular amount, if at all. Any distributions the Fund makes will be at the discretion of the Fund’s board of directors. The Fund may fund any distributions from sources other than cash flow from operations, including, without limitation, the sale of assets, borrowings, return of capital or offering proceeds, and the Fund has no limits on the amounts the Fund may pay from such sources.

¹⁹ Liquidity is only provided through the Fund’s tender offers, which has quarterly limits and may not be made every quarter. Whether to conduct a tender offer, and the terms of any tender offer, is subject to the discretion of the Fund’s board of directors.

²⁰ Please see footnote 12 for further details.

²¹ Please see footnote 13 for further details.

Fact Sheet as of August 31, 2024

Brookfield Infrastructure Income Fund Inc.

DISCLOSURES

A fund's investment objectives, risks, charges and expenses must be considered carefully before investing. The prospectus contains this and other important information about the investment company, and it may be obtained by calling 855.777.8001 or visiting www.brookfieldoaktree.com Read the prospectus carefully before investing. Investing involves risk, and principal loss is possible.

No Assurance of Investment Return.

The Adviser cannot provide assurance that it will be able to successfully implement the Fund's investment strategy, or that Portfolio Investments (as defined in the Prospectus) will generate expected returns. Moreover, the Adviser cannot provide assurance that any shareholder will receive a return of their capital or any distribution from the Fund. No organized secondary market is expected to develop for the shares of the Fund, and liquidity for the shares is expected to be provided only through quarterly tender offers of the shares at NAV per share.

Past performance of investment entities associated with Brookfield, the Adviser or its investment professionals is not necessarily indicative of future results or performance, and there can be no assurance that the Fund will achieve comparable results. Accordingly, investors should draw no conclusions from the performance of any other investments of Brookfield or the Adviser, and they should not expect to achieve similar results.

An investment in the Fund involves a risk of partial or total loss of capital and should only be considered by potential investors with high tolerance for risk.

The Portfolio Investments will be subject to the risks incidental to the ownership and operation of infrastructure projects, including risks associated with the general economic climate, geographic or market concentration, the ability of the Fund to manage the Portfolio Investment, government regulations and fluctuations in interest rates. Since investments in infrastructure securities, like many other types of long-term investments, have historically experienced significant fluctuations and cycles in value, specific market conditions may result in occasional or permanent reductions in the value of the Portfolio Investments. Such specific market conditions could include, but are not limited to, the following: (i) demand for commodities, such as natural gas or minerals; (ii) impact of alternative technologies on our business, and cyber security attacks; (iii) ability to successfully identify, complete and integrate acquisitions; (iv) competition with other market participants; (v) construction or expansion or projects, environmental damage and future capital expenditures; (vi) economic regulation and adverse regulatory decisions in the countries in which we operate, including nationalization or the imposition of new taxes; (vii) supply chain disruptions; and (viii) adverse claims or governmental rights or governmental rights asserted against the lands used for our infrastructure assets.

Quasar Distributors, LLC is the distributor of Brookfield Infrastructure Income Fund Inc. This communication may not be distributed in whole or in part to any natural or corporate person without express written consent. This communication is not intended to, and does not constitute an offer or solicitation to sell or a solicitation of an offer to buy any security, product, investment advice or service (nor shall any security, product, investment advice or service be offered or sold) in any jurisdiction in which Brookfield Oaktree Wealth Solutions LLC or any other applicable affiliate of Brookfield Asset Management LLC is not licensed to conduct business, and/or an offer, solicitation, purchase or sale would be unavailable or unlawful. No offer or sale of any security, product or fund may be made except in accordance with the prospectus, offering memorandum and/or other disclosure document applicable to such security product and/or fund.

RISK FACTORS

An investment in shares of the Brookfield Infrastructure Income Fund Inc. ("BII") involves a high degree of risk. These shares should only be purchased if you can afford to lose your complete investment. Please read BII's prospectus for a description of the material risks associated with an investment in BII. These risks include but are not limited to the following:

BII is a newly organized, non-diversified, closed-end management investment company. BII has a limited history of operations and is subject to all of the business risks and uncertainties associated with any new business. As a result, prospective investors have a limited track record or history on which to base their investment decisions. BII is designed for long-term investors.

There is no assurance that Brookfield Asset Management Private Institutional Capital Adviser (Canada), L.P., BII's investment adviser ("Adviser"), will be able to successfully implement BII's investment strategy, or that its investments will generate expected returns. Moreover, the Adviser cannot provide assurance that any shareholder will receive a return of its capital or any distribution from BII or be able to withdraw from BII within a specific period of time. Past performance of investment entities associated with Brookfield, the Adviser or its investment professionals is not necessarily indicative of future results or performance and there can be no assurance that BII will achieve comparable results. Accordingly, investors should draw no conclusions from the performance of any other investments of Brookfield or the Adviser, and should not expect to achieve similar results. An investment in the Fund involves a risk of partial or total loss of capital and should only be considered by potential investors with high tolerance for risk. BII has only made limited investments to date, and you will not have the opportunity to evaluate its future investments before BII makes them.

The shares have no history of public trading, nor is it currently intended that the shares will be listed on a public exchange or any other trading market in the near future. No organized secondary market is expected to develop for the shares, and liquidity for the shares is expected to be provided only through quarterly tender offers of the shares at net asset value ("NAV") per share. There is no guarantee that repurchases will occur or that an investor will be able to sell all the shares that the investor desires to sell in a tender offer. Due to these restrictions, an investor should consider an investment in BII to be illiquid. Investing in the shares may be speculative and involves a high degree of risk, including the risks associated with leverage.

BII intends to distribute substantially all of its net investment income to shareholders in the form of distributions. Under normal market conditions, BII intends to declare and pay distributions monthly to shareholders of record. In addition, BII intends to distribute any net capital gains earned from the sale of portfolio securities to shareholders no less frequently than annually, although net short-term capital gains may be paid more frequently. BII cannot guarantee that it will make distributions, and the amount of distributions that BII may pay, if any, is uncertain.

Subscription and repurchase prices for shares of BII will generally be based on the NAV at close of business on the last business day of the immediately preceding month plus any applicable front-end sales load (subject to material changes as described in the prospectus) and will not be based on any public trading market. Repurchase prices for shares of BII will generally be based on the NAV at close of business on the valuation date that will be determined in connection with the applicable tender offer. Rapidly changing market conditions or material events may not be immediately reflected in BII's monthly NAV or the NAV on the applicable valuation date. The resulting potential disparity in BII's NAV may inure to the benefit of shareholders whose shares are repurchased or new purchasers of BII's shares, depending on whether BII's published NAV per share of such class is overstated or understated.

BII has no employees and is dependent on the Adviser to conduct its operations. The Adviser will face conflicts of interest as a result of, among other things, the allocation of investment opportunities among BII and other Brookfield funds and accounts, the allocation of time of its investment professionals, and the substantial fees that BII will pay to the Adviser.

Fact Sheet as of August 31, 2024

Brookfield Infrastructure Income Fund Inc.

This is a “best efforts” offering, meaning the Distributor and broker-dealers participating in the offering are only required to use their best efforts to sell BII’s shares and have no firm commitment or obligation to sell any of the shares. If BII is not able to raise a substantial amount of capital in the near term, its ability to achieve its investment objectives could be adversely affected.


There are limits on the ownership and transferability of BII’s shares. BII’s operating results will be affected by global and national economic and market conditions generally and by the local economic conditions where its investments are located.

BII is not managed in reference to any benchmark index.

FORWARD-LOOKING STATEMENTS

Information herein contains, includes or is based on forward-looking statements. Forward-looking statements include all statements, other than statements of historical fact, that address future activities, events, or developments, including without limitation, business or investment strategy or measures to implement strategy, competitive strengths, goals, expansion and growth of our business, plans, prospects and references to our future success. You can identify these statements by the fact that they do not relate strictly to historical or current facts. Words such as “anticipate,” “estimate,” “expect,” “project,” “intend,” “plan,” “believe,” “seek” and other similar words are intended to identify these forward-looking statements. Forward-looking statements can be affected by inaccurate assumptions or by known or unknown risks and uncertainties. Many such factors will be important in determining our actual future results or outcomes. Consequently, no forward-looking statement can be guaranteed. Our actual results or outcomes may vary materially. Given these uncertainties, you should not place undue reliance on these forward-looking statements.

 brookfieldoaktree.com

 info@brookfieldoaktree.com

 +1 855-777-8001

 225 Liberty Street, 35th Floor
New York, NY 10281

The Brookfield Infrastructure Income Fund Inc. is distributed by Quasar Distributors, LLC.

Investment Products: Not FDIC Insured | May Lose Value | Not Bank Guaranteed

©2024 Brookfield Asset Management Inc.

00233-11