

Quarterly Report

All data as of June 30, 2025

Brookfield Next Generation Infrastructure UCITS Fund

Class E: BRRUEA

Investment Objective

The Fund seeks total return through growth of capital and current income. There can be no assurance that the Fund will achieve its investment objective.



Fund Information

Share Class	E Institutional Accumulation (USD)
Bloomberg	BRRUEA
ISIN	IE00BKVDGT87
Minimum Investment	\$250,000
SFDR Classification*	Article 9


Fees and Charges

Management Fee	0.95%
Ongoing Charges ²	1.15%
Entry Charge ³	5.00%
Exit Charge ³	3.00%
Performance Fee	0.00%

Fund Statistics


Total Net Assets (in millions)	\$40.31
Net Asset Value (NAV) Per Share	\$25.25
Annualized Standard Deviation ¹	20.03%
Annualized Tracking Error ¹	9.21%
Number of Holdings	30

Risk Indicator

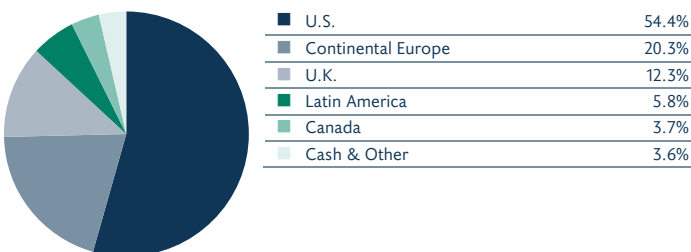


The summary risk indicator is a guide to the level of risk of this product compared to other products. It shows how likely it is that the product will lose money because of movements in the markets or because we are not able to pay you. The summary risk indicator is from the most recent PRIIP KID, available from the website, and may be subject to change.

Assets by Sector⁴



Assets by Geography⁴



Average Annual Total Returns (%)

	Inception	1 Month	3 Month	YTD	1 Year	3 Years	5 Years	10 Years	Since Incep.
Class E (USD)	8/19/20	2.68%	12.27%	20.30%	20.08%	4.75%	-	-	4.91%
S&P Global Clean Energy Transition Net Index (USD)		3.94%	15.88%	15.70%	-0.61%	-10.35%	-	-	-3.10%
FTSE Global Core Infrastructure 50/50 Net Index (USD)		0.90%	4.29%	9.30%	17.03%	6.66%	-	-	7.48%
MSCI World Net Index (USD)		4.32%	11.47%	9.47%	16.26%	18.29%	-	-	12.92%

The Fund's performance is based on net of fees. Index performance is shown for illustrative purposes only and does not predict or depict the performance of the Fund.

Rolling 12-Month Returns (%)

	2022	2023	2024
Class E (USD)	-12.66%	-0.41%	-3.88%
S&P Global Clean Energy Transition Net Index (USD)	-17.72%	-2.21%	-25.89%

Reflects the period July 1 through June 30. The Fund's performance is based on net of fees. Index performance is shown for illustrative purposes only and does not predict or depict the performance of the Fund.

Quarterly Report
All data as of June 30, 2025

Brookfield Next Generation Infrastructure UCITS Fund

Class E: BRRUUEA

Portfolio
Management
Team

Brookfield Public Securities Group

Iñigo Mijangos, Director and Portfolio Manager
Joseph Idaszak, Director and Portfolio Manager

Quarterly Report
All data as of June 30, 2025

Brookfield Next Generation Infrastructure UCITS Fund

Class E: BRRUEEA

Top Ten Holdings⁵

Ticker	Security	Sector	Geography	Weight
SSE LN	SSE PLC	Electricity Infrastructure	U.K.	6.2%
IBE SM	Iberdrola SA	Electricity Infrastructure	Continental Europe	5.5%
NEE US	NextEra Energy Inc	Electricity Infrastructure	U.S.	4.4%
ENEL IM	Enel SpA	Electricity Infrastructure	Continental Europe	4.4%
XEL US	Xcel Energy Inc	Electricity Infrastructure	U.S.	4.3%
PEG US	Public Service Enterprise Group Inc	Electricity Infrastructure	U.S.	4.1%
TXNM US	TXNM Energy Inc	Electricity Infrastructure	U.S.	4.0%
SU FP	Schneider Electric SE	Sustainable Solutions	Continental Europe	3.9%
GEV US	GE Vernova Inc	Sustainable Solutions	U.S.	3.9%
ETR US	Entergy Corp	Electricity Infrastructure	U.S.	3.8%
				44.5% Total

Top/Bottom Sector Contribution

Sector	Total Contribution	Average Weight (%)
Sustainable Solutions	556 bps	21.2
Electricity Infrastructure	324 bps	56.6
Circular Economy	54 bps	22.2

Top/Bottom Geography Contribution

Geography	Total Contribution	Average Weight (%)
U.S.	478 bps	55.8
Continental Europe	193 bps	22.4
U.K.	138 bps	12.4
Latin America	106 bps	5.6
Canada	20 bps	3.9

Top/Bottom Security Contribution

Ticker	Security	Sector	Geography	Total Contribution	Average Weight (%)
GEV US	GE Vernova Inc.	Sustainable Solutions	U.S.	208 bps	3.5
TT US	Trane Technologies Plc	Sustainable Solutions	U.S.	91 bps	3.2
EOAN GY	E.ON SE	Electricity Infrastructure	Continental Europe	73 bps	4.5
AWK US	American Water Works Company, Inc.	Circular Economy	U.S.	-14 bps	2.4
CMS US	CMS Energy Corporation	Electricity Infrastructure	U.S.	-24 bps	3.0
BYQFRK5	Waste Connections, Inc.	Circular Economy	U.S.	-41 bps	3.8

Quarterly Report

All data as of June 30, 2025

Brookfield Next Generation Infrastructure UCITS Fund

Class E: BRRUEA

MARKET COMMENTARY

The second quarter of 2025 saw positive returns across equities and fixed income asset classes, despite initial market volatility and uncertainty surrounding trade tariffs. While a sell-off occurred in early April due to U.S. tariff announcements, subsequent policy adjustments and strong earnings led to a market rebound, with returns led by securities in more cyclical sectors that were most exposed to tariff policy. The MSCI World Index returned 11.63%. The MSCI North America Index returned 11.48%, while Europe rose 11.80% and Asia Pacific gained 12.33%. In the U.S., the S&P 500 Index returned 10.94%. The 10-year U.S. Treasury yields increased from 4.21% to 4.23% at the end of June. West Texas Intermediate Crude Oil finished the quarter at \$65.11, down slightly from \$71.48 at the end of March, while the Bloomberg Commodity Index fell 3.08%.

Next Generation Infrastructure Posts Gains in Q2

Next generation infrastructure equities were positive for the quarter. Looking across index proxies for the investment universe, the FTSE Global Core Infrastructure 50/50 Index returned 4.55% and the S&P Global Clean Energy Transition Index returned 16.03% during the three-month period ended June 30, 2025.

Strategy Performance and Attribution

For a full summary of what contributed and detracted, please see below.

Contributors to returns:

- Sustainable Solutions: Outperforming positions in a gas turbine manufacturer and a heating, ventilation and air conditioning (HVAC) company contributed positively.
- Electricity Infrastructure: Positive returns among European integrated utilities contributed to performance during the period.

- Circular Economy: A Brazilian waste treatment company and a U.K. water utility contributed positively within the subsector.

Detractors from returns:

- Electricity Infrastructure: Select positions to U.S. Midwest utilities lagged during the period.
- Circular Economy: A U.S. waste company and a U.S. water utility detracted from returns during the period.

Portfolio Positioning and Outlook

We believe the transition toward cleaner and more reliable energy is on track to continue in 2025. In the U.S., policies to encourage clean power and decarbonization efforts enjoy bipartisan support given the thousands of new related jobs that have been created. Meanwhile, countries outside the U.S. continue to push forward with their transition policies.

Among global technology companies investing in data centers, semiconductor chips and artificial intelligence (AI) applications, access to reliable, cost-effective power is increasingly challenging. Corporate off-takers continue to source renewable power generation, given its position as the most cost competitive source of bulk power in most markets, regardless of incentive schemes.

In our view, this has the potential to support next generation infrastructure equities, which we believe appear mispriced amid outsized concerns from higher interest rates and policy uncertainty.

We also continue to highlight the importance of diversity within this nuanced investment universe. Beyond the electron, the universe includes waste management companies tied to the concept of a circular economy. We believe these companies have shown their ability to provide diversification to a transition thematic portfolio.

A fund's investment objectives, risks, changes and expenses must be considered carefully before investing. The prospectus contains this and other important information about the investment company, and it may be obtained by calling +1 (212) 549-8380 or visiting www.brookfieldoaktree.com. Please read the prospectus carefully before investing. Investing in the Fund involves risk. Principal loss is possible. There can be no assurance that the Fund will achieve its investment objective.

The Fund invests in renewable and sustainable infrastructure companies, which may be subject to a variety of factors that may adversely affect their business, including high interest costs, high leverage, regulation costs, economic slowdown, surplus capacity, increased competition, lack of fuel availability and energy conservation policies. The Fund invests in small and mid-cap companies, which involve additional risks such as limited liquidity and greater volatility. The Fund invests in foreign securities which involve greater volatility and political, economic and currency risks and differences in accounting methods. These risks are magnified in emerging markets. Some securities held may be difficult to sell, particularly during times of market turmoil. If the Fund is forced to sell an illiquid asset to meet redemption, the Fund may be forced to sell at a loss. Investments in debt securities typically decrease in value when interest rates rise. This risk is usually greater for longer-term debt securities. Debt securities rated below investment grade are commonly referred to as "junk bonds" and are generally more volatile, less liquid, and considered speculative. Since the Fund will invest more than 25% of its total assets in securities in the Renewables and Sustainable Infrastructure industry, the Fund may be subject to greater volatility than a fund that is more broadly diversified.

Effective May 20, 2025, Brookfield Global Renewables and Sustainable Infrastructure UCITS Fund was renamed Brookfield Next Generation Infrastructure UCITS Fund. There was no change to the Fund's investment objectives or policy as a result of the name change. Please refer to the Fund's prospectus and supplement.

The S&P Clean Energy Transition Index is designed to measure the performance of companies in global clean energy-related businesses from both developed and emerging markets, with a target constituent count of 100. The FTSE Global Core Infrastructure 50/50 Index gives participants an industry-defined interpretation of infrastructure and adjusts the exposure to certain infrastructure sub-sectors. The constituent weights are adjusted as part of the semi-annual review according to three broad industry sectors - 50% Utilities, 30% Transportation including capping of 7.5% for railroads/railways and a 20% mix of other sectors including pipelines, satellites and telecommunication towers. Company weights within each group are adjusted in proportion to their investable market capitalization. The MSCI World Index is a free float-adjusted market capitalization weighted index designed to measure equity market performance of developed markets. Indexes are not managed and an investor cannot invest directly in an index. Index performance is shown for illustrative purposes only and does not predict or depict the performance of the Fund.

The Fund has, after review by the Belgian Central Agency, met the quality standards for use of the "Towards Sustainability" label. The "Towards Sustainability" label is a quality standard that aspires to increase the level of socially responsible and sustainable financial products, and to mainstream its principles towards traditional financial product. The "Towards Sustainability" initiative wants to help investors looking for more sustainable savings and investment solutions. Also, it wants to encourage financial institutions to offer a diverse and qualitative range of sustainable products. The "Towards Sustainability" label aims to instill trust and reassure potential investors that the financial product is managed with sustainability in mind and is not exposed to very unsustainable practices, without requiring of investors to do a detailed analysis themselves. The label is awarded and administered by the Central Labeling Agency (CLA) of Belgian SRI label developed on the initiative of Febelfin. For more information on the Towards Sustainability initiative and label, please visit www.towardsustainability.be. The Central Labeling Agency (CLA) assumes no responsibility and shall not be liable for the non-compliance with applicable rules and regulations regarding, among others but not limited to, the marketing of financial instruments by a product provider, a financial institution or any other market participant or party who uses the "Towards Sustainability" label. The Fund was awarded a AA ESG rating from MSCI. This rating is awarded to leaders in adopting ESG investment principles. Each strategy scores a rating on a scale from CCC (laggard) to AAA (leader). The rating is based first on the weighted average score of the holdings of the strategy. MSCI then assess ESG momentum to gain insight into the fund's ESG track record, which is designed to indicate a strategy's exposure to holdings with a positive rating trend or worsening trend year over year. Finally, MSCI reviewing the ESG tail risk to understand the fund's exposure to holdings with worst-of-class ESG Ratings of B and CCC. The rating was published in June 2020 and will be reviewed on an annual basis. ©MSCI Inc. MSCI ESG Research is an independent provider of ESG

Quarterly Report

All data as of June 30, 2025

Brookfield Next Generation Infrastructure UCITS Fund

Class E: BRRUUEA

data, reports and ratings based on published methodologies and available to clients on a subscription basis. The Fund was awarded a Silver 3D rating by 3D Investing in August 2024. To achieve this rating, a fund will have a reasonably high exposure to activities that are classified as solutions under the 3D framework and possess sustainable characteristics, minimal exposure to harmful impact activities, as well as minimal exposure to activities with controversies associated with them.

* This Fund is classified under Article 9 of the EU Sustainable Finance Disclosure Regulation. Article 9 applies to products which, alongside their financial investment objectives, have specific investment objectives to invest sustainably. For further information, please see the Fund's Prospectus.

- ¹ Represents data for Class E since inception. Standard deviation measures the degree to which an investment's return varies from its mean return. Tracking error measures the difference between a portfolio's returns and its benchmark. Sharpe ratio is a measure of the excess return to the risk-free rate (or risk premium) per unit of risk (measured by standard deviation) in an investment asset or a trading strategy.
- ² PSG, the Fund's investment advisor, has voluntarily agreed to waive all or a portion of its management fees and/or reimburse certain expenses of the Fund to the extent necessary to maintain the Fund's total expense ratio (excluding brokerage commissions and other transactional expenses, interests, taxes and extraordinary expenses, such as litigation; and other expenses not incurred in the ordinary course of the Fund's business) at no more than 1.15% of the Fund's share classes. This fee waiver and expense reimbursement arrangement is voluntary which the Fund's investment advisor may terminate in its sole discretion at any time. Please refer to the Fund's prospectus, supplementary prospectus and PRIIP (Packaged Retail & Insurance-based Investment Products) KID (Key Information Document) available at www.brookfieldoaktree.com for a discussion of any charges that may be applied to an investment in the Fund.
- ³ Please refer to the Fund's Prospectus and Supplement for more details regarding entry and exit charges.
- ⁴ Source: PSG. Sector and country allocations and asset classes determined by PSG are expressed as a percentage of total investments (by market value) and will vary over time. Cash and Other includes available cash and other receivables and payables of the Fund.
- ⁵ Source: PSG. The top ten holdings are as of June 30, 2025 and will vary over time. There is no guarantee that the Fund currently holds any of the securities listed. The information above is based on the total assets of the Fund. The holdings listed should not be considered recommendations to purchase or sell a particular security.
- ⁶ Calculated by PSG using FactSet. Total Contribution refers to the change in the Fund's value (excluding cash) over the period. Relative Attribution refers to the difference between the change in the Fund's value (excluding cash) relative to the change in the S&P Global Clean Energy Transition Net Index (USD) value over the period. Attribution is expressed in local currency.

The Fund's Investment Advisor is Brookfield Public Securities Group LLC and the Management Company is Waystone Management Company (IE) Limited.

©2025 Brookfield Public Securities Group LLC.

Quarterly Report

All data as of June 30, 2025

Brookfield Next Generation Infrastructure UCITS Fund

Class E: BRRUEEA

Distribution

The information in this commentary is not and is not intended as investment advice or prediction of investment performance. This information is deemed to be from reliable sources; however, Brookfield does not warrant its completeness or accuracy. This commentary is not intended to and does not constitute an offer or solicitation to sell or a solicitation of an offer to buy any security, product or service (nor shall any security, product or service be offered or sold) in any jurisdiction in which Brookfield is not licensed to conduct business, and/or an offer, solicitation, purchase or sale would be unavailable or unlawful. Information herein contains, includes or is based upon forward-looking statements within the meaning of the federal securities laws, specifically Section 21E of the Securities Exchange Act of 1934, as amended.

This is an advertising document. The state of the origin of the fund is Ireland. In Switzerland, the representative is ACOLIN Fund Services AG, Maintower, Thurgauerstrasse 36/38, 8050 Zurich, whilst the paying agent is Helvetische Bank AG, Seefeldstrasse 215, CH-8008 Zurich. The prospectus, the key information documents or the key investor information documents, the articles of association as well as the annual and semi-annual reports may be obtained free of charge from the representative.

The Fund is not authorised or recognised by the Monetary Authority of Singapore ("MAS") and shares are not allowed to be offered to the retail public. The Fund is registered with the MAS as a Restricted Foreign Scheme. Shares of the Fund may only be offered to institutional and accredited investors (as defined in the Securities and Futures Act (Cap.289)) ('SFA') and this material is limited to the investors in those categories.

This document has not been registered by the Registrar of Companies in Hong Kong. This Fund is a collective investment scheme as defined in the Securities and Futures Ordinance of Hong Kong (the "Ordinance") but has not been authorised by the Securities and Futures Commission pursuant to the Ordinance. Accordingly, the Shares may only be offered or sold in Hong Kong to persons who are "professional investors" as defined in the Ordinance and any rules made under the Ordinance or in circumstances which are permitted under the Companies (Winding Up and Miscellaneous Provisions) Ordinance of Hong Kong and the Ordinance. In addition, this document may not be issued or possessed for the purposes of issue, whether in Hong Kong or elsewhere, and the Shares may not be disposed of to any person unless such person is outside Hong Kong, such person is a "professional investor" as defined in the Ordinance and any rules made under the Ordinance or as otherwise may be permitted by the Ordinance.